



电子键盘
61-Key Portable Keyboard
NEK-100



功能总览

- 500种内置音色
- 5种力度曲线
- 3种混响可调节发送量
- 移调与八度位移
- 双音色
- 双键盘可调节分离点
- 5组用户存储预设

- 节拍设置与音色调节
- 20组舞曲
- 音频蓝牙及MIDI蓝牙
- A4值调节
- 内置充电电池
- 示范曲
- 自动伴奏A/B模式及前/尾奏

产品介绍

感谢您选择NUX NEK-100 61键电子键盘！相信它将会伴您度过许多与音乐共舞的美好时光。NEK-100内置充电锂电池，轻便小巧的体积以及丰富的功能，可在多种场景下运用自如。为更好地了解您的全新电子琴，请仔细阅读此手册以便充分了解它的功能。同时我们也建议您妥善保管此说明书以作将来参考之用。

目录

控制面板	02
前控制面板	02
后控制面板	03
连接电源和设备	04
设备连接	04
开/关机	04
基础操作	05
选择音色	05
使用节拍器	05
调节节奏的速度	05
移调	05
示范曲	05
功能与效果	06
键盘力度调节	06
混响效果	06
蓝牙音频&MIDI	06
键盘八度位移	06
A4值调节	07
双音色	07
双键盘	07
用户存储预设	07
节奏与伴奏	08
节奏的运用	08

自动和弦(ACMP)	08
单/多指和弦(SINGLE/MULTI)	08
同步启动(SYNC)	09
前/尾奏	09
A/B模式转换	09
LIVE(舞曲)模式	10
进入LIVE模式	10
LIVE模式的演奏	10
调整音高	10
过渡、结束以及重置	10
效果的运用	11
声音切片的运用	11
系统设置	11
恢复出厂设置	11
系统信息	11
附录	12
LIVE(舞曲)列表	12
示范曲列表	12
音色列表	13
节奏列表	17
技术规范	18
故障排除	19



NEK-100

61 - Key Portable Keyboard



User Manual

Version 2

Thank you for purchasing this NUX NEK-100 Portable Keyboard!

NEK-100 includes a built-in rechargeable battery, is lightweight and with a compact size, and includes various sounds, styles and functions. We hope it will provide you with endless amounts of musical enjoyment!

We recommend that you read this manual carefully to fully understand and utilize all the functions. Be sure to keep this manual properly for future reference.

Features

- 500 Sounds
- 100 Styles
- 100 Demo Songs
- Pitch Bend Wheel
- Dual Voice
- Split Keyboard
- 5 User Presets

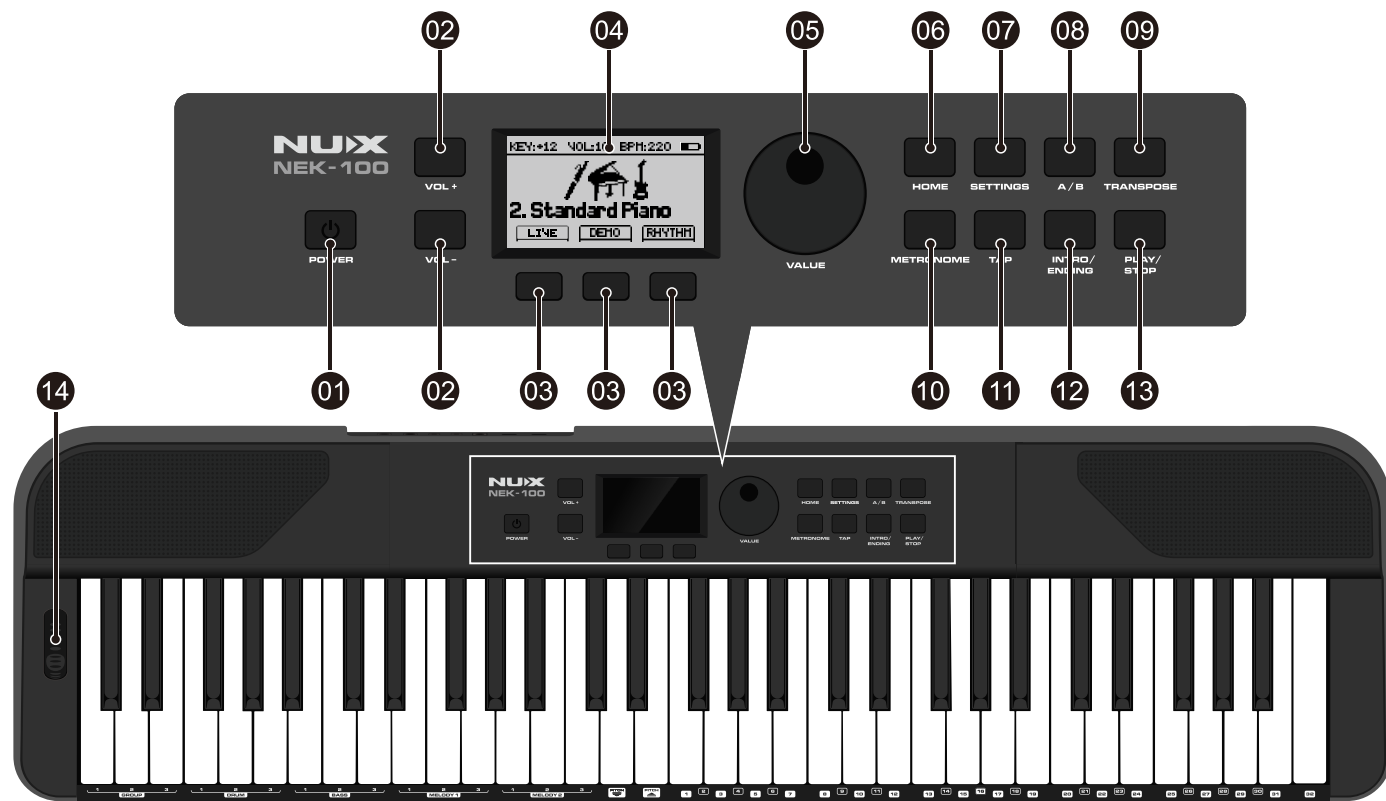
- 5 Levels of Touch Response
- Auto Accompaniment
- Live Music Function
- Transpose & Octave Shift
- 3 Types of Reverb
- Rechargeable Battery
- Bluetooth

Contents

Control Panels	02	Auto Accompaniment	09
Front Panel	02	Single/Multi Fingering	09
Rear Panel	03	Sync Start	10
Setting Up	04	Inserting an Intro or an Ending	10
Basic Connections	04	Changing the A/B Variations	10
Turning Power On/Off	04	Live Music Mode	11
Playing the Keyboard	05	Entering the Live Music Mode	11
Selecting a Sound	05	Playing a Live Music	11
Using the Metronome	05	Adjusting the Pitch	12
Changing the Tempo	05	Bridge, Ending, or Return to Beginning	12
Transpose	05	Using Effects	12
Demo Songs	06	Using Live Music Sounds	12
Effects & Functions	07	System Settings	14
Changing the Touch Response	07	Factory Reset	14
Adding Reverb Effects	07	System Info	14
Bluetooth Audio & MIDI	07	Appendix	15
Octave Shift	08	Live Music List	15
Adjusting Overall Pitch (A4)	08	Demo Song List	15
Layering a Dual Voice	08	Sound List	16
Splitting the Keyboard	08	Style List	20
User Presets	08	Specifications	21
Rhythms & Accompaniment	09	Trouble Shooting	22
Playing a Rhythm	09		

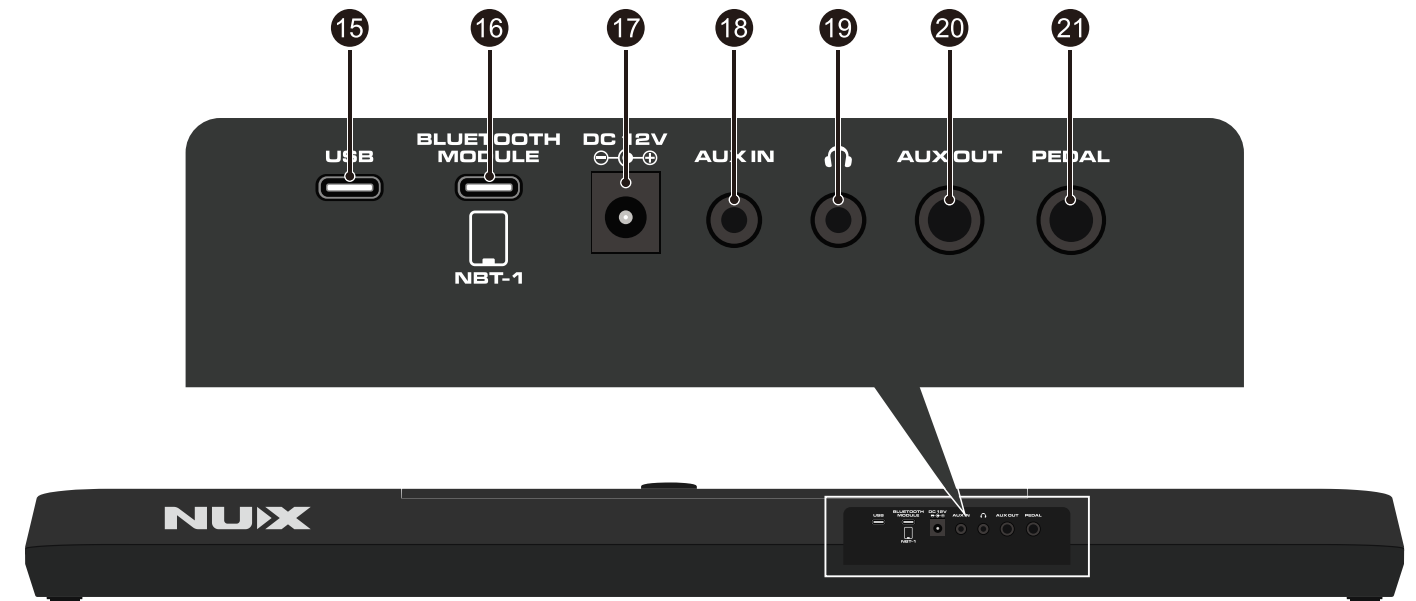
Control Panels

Front Panel



- 01 POWER Button
Press to turn power on/off.
- 02 Volume Controls
Press to increase or decrease the master volume (0-10). The volume is shown in the middle top area of the screen.
- 03 Function Buttons
Operations are assigned to these 3 function buttons according to the labels shown in the screen above the buttons.
- 04 Display Screen
Displays current operations.
- 05 VALUE Dial
Rotate to browse pages, set parameters or select voices / songs / styles etc.
- 06 HOME Button
Press to return to the main page.
- 07 SETTINGS Button
Press to enter the effects and functions settings, including Touch Response, Reverb, Bluetooth, Octave Shift, A4 Tuning, Dual Voice, Split Keyboard, User Presets, and Factory Reset.
- 08 A/B Button
Press to switch between the A and B variations of the styles.
- 09 TRANSPOSE Button
Change the overall pitch of the keyboard in semitone steps.
- 10 METRONOME Button
Press to enter the metronome settings.
- 11 TAP Button
Tap to adjust the tempo for the styles, the metronome, the demo songs and the live music songs.
- 12 INTRO/ENDING Button
In rhythm/style mode, press to insert an intro or ending pattern.
- 13 PLAY/STOP Button
Press to start or stop the playing.
- 14 Pitch Bend Wheel
Rotate to smoothly slide the pitch of notes (± 2 semitones).

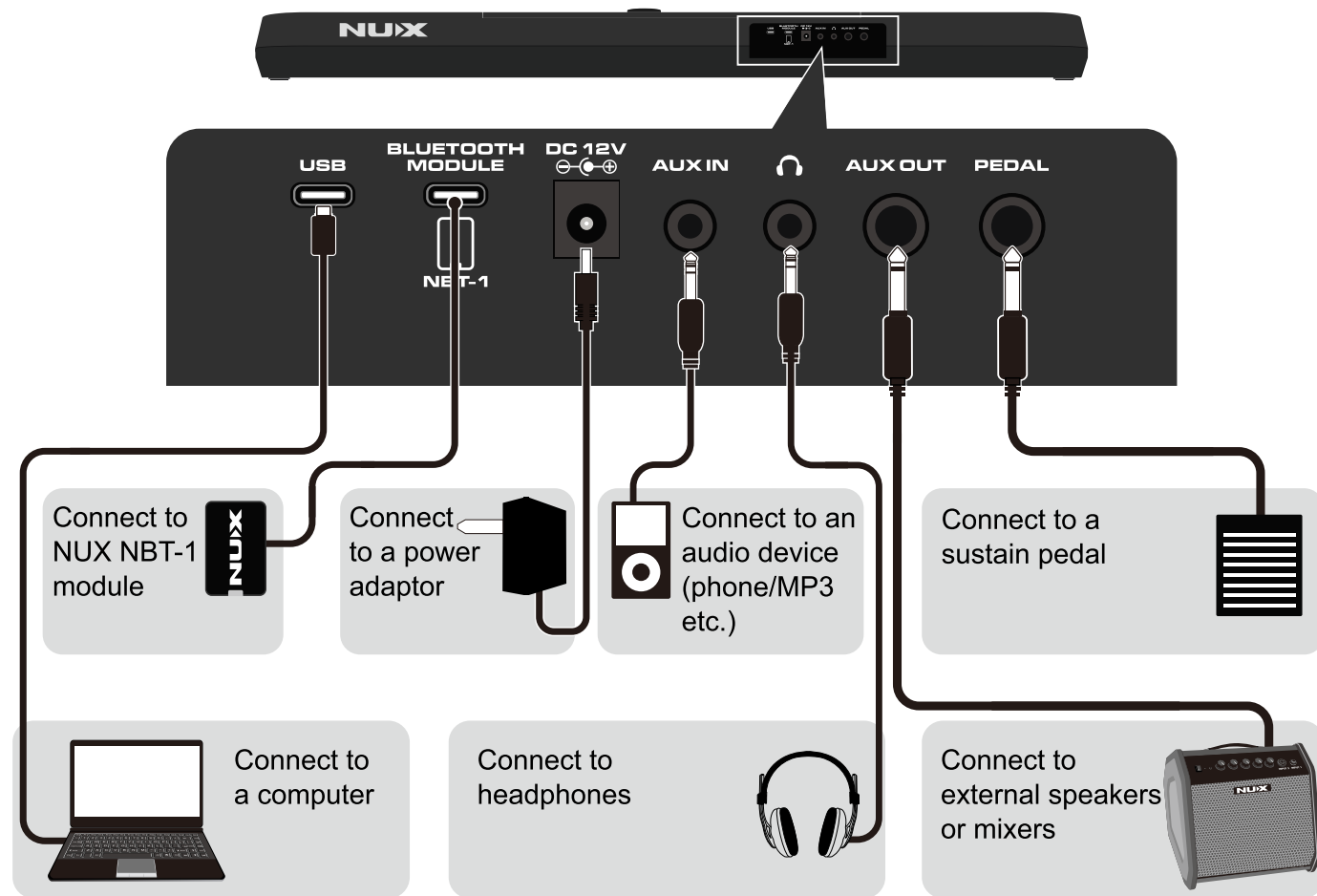
Rear Panel



- 15 USB MIDI Jack
Connect to a computer via USB MIDI and use the keyboard as a MIDI device.
- 16 BLUETOOTH MODULE Jack
Connect to NUX NBT-1 module to enable Bluetooth Audio and Bluetooth MIDI functions.
- 17 DC 12V Jack
Connect the power adaptor. DC 12V 2A Center Positive.
- 18 AUX IN Jack
3.5mm stereo Aux In jack. Connect to an external device (MP3/phone/pad etc.) to play audio.
- 19 Jack
Connect a pair of headphones to this 3.5mm stereo jack.
Note: When connected, the built-in speakers will be muted, while the AUX OUT will still work.
- 20 AUX OUT Jack
6.35mm stereo audio output jack. Use an audio cable to send the audio signal to external speakers, mixers, etc.
Note: When connected, the built-in speakers will still work. If you'd like to mute the built-in speakers, connect a plug to the PHONES jack at the same time.
- 21 PEDAL Jack
Connect a sustain pedal to this jack.

Setting Up

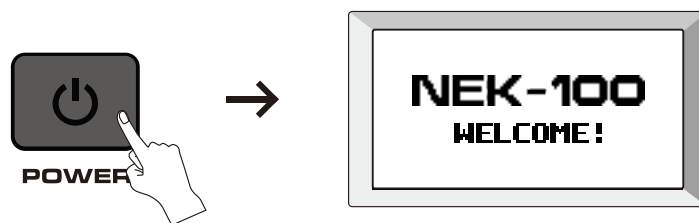
Basic Connections



Turning Power On/Off



Use the built-in rechargeable battery or connect the included power adaptor to the DC 12V jack on the rear panel and plug it to a power supply, the NEK-100 will be ready to be powered on.

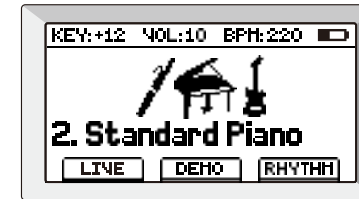


Press and hold the POWER button for 2 seconds, the NEK-100 will power on. After a welcome page, the screen will display the main page.

Press and hold the POWER button for 2 seconds, the NEK-100 will power off. When not connected to a power supply, the NEK-100 will automatically power off after 30 minutes of inactivity.

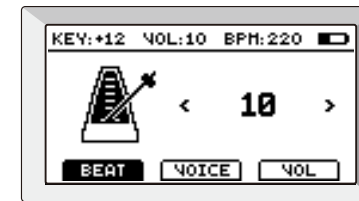
Playing the Keyboard

Selecting a Sound



The current Sound is displayed on the main page. By default, this is set to Grand Piano. Use the dial to select a different Sound. There are 500 great Sounds for you to select. (See the Sound List in Appendix for details.)

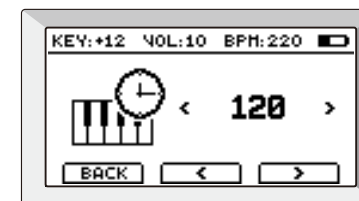
Using the Metronome



Press the METRONOME button to display the metronome settings, then press the function buttons below the screen to enter BEAT, VOICE, and VOL setting. Use the dial to adjust:

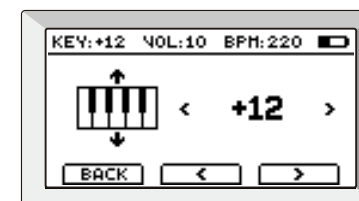
BEAT	1-9
VOICE	Bell (cow bell), Voice (human voice), 330 (mechanical sound from the classic Cherub WSM-330 metronome), Electr. (electronic sound)
VOL	0-10 Adjust the volume of the metronome.

Changing the Tempo



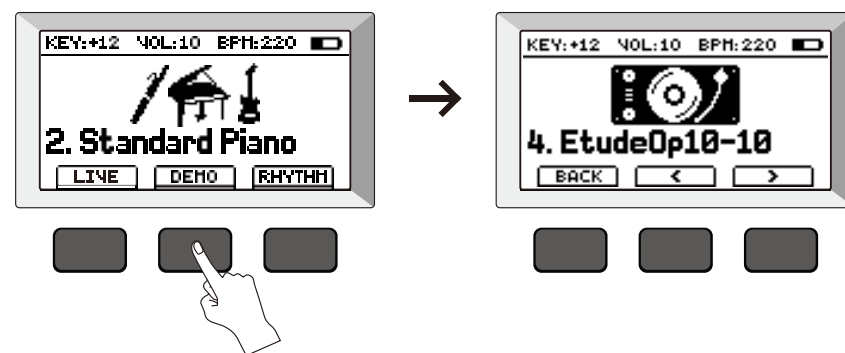
Press the TAP button to display the current tempo setting, then use the dial to adjust the tempo (40-240BPM). Or simply tap on the TAP button for 3 times, and it will automatically detect your tempo. The current tempo is shown on the right corner of the screen as "BPM".

Transpose



Press the TRANSPOSE button, then use the dial or the function buttons to change the overall pitch of the keyboard in semitone steps (-12+12). The current pitch is shown on the left corner of the screen as "KEY".

Demo Songs



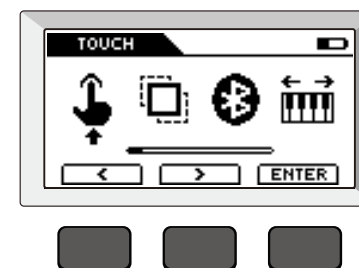
On the main page, press the middle function button which indicates the DEMO to enter Demo Song mode.

Use the dial or the function buttons to select one of the included 100 demo songs. (See the Demo Song List in Appendix for details.)

Press the PLAY/STOP button to start/stop playing the demo songs.


Effects & Functions

Press the SETTINGS button to display the Functions page.

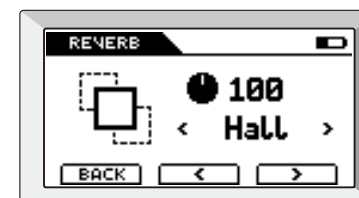



Changing the Touch Response



From the Functions page, ENTER the [] settings to adjust the Touch Response of the keyboard (Light1, Light2, Normal, Hard1, Hard2).

Adding Reverb Effects



From the Functions page, ENTER the [] settings to adjust the Reverb effects. Press the function buttons to select between 3 types of Reverbs including ROOM, HALL, PLATE. Use the dial to adjust the depth of the Reverb (0-100).

Bluetooth Audio & MIDI



From the Functions page, ENTER the [] settings to turn ON/OFF the NBT-1 Bluetooth Module which will activate/deactivate the Bluetooth Audio and Bluetooth MIDI functions.

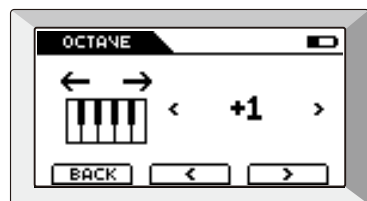
Bluetooth Audio

Open the Bluetooth list on your smart devices (phones, tablets etc.) and connect to "NEK-100". When connected successfully, you will hear a notification sound and the blue light on the NBT-1 module will light up. Now you can stream music from your devices to the NEK-100.

Bluetooth MIDI

NEK-100 can be connected to various mobile APPs via Bluetooth MIDI. For example, you can connect to NUX Piano Mate and practice with the music scores in the APP. In the APP, enable Bluetooth on the music score page and connect to "NEK-100".

Octave Shift



From the Functions page, ENTER the [🎹] settings to shift the overall pitch of the keyboard 1 octave up or down (-1-+1).

Adjusting Overall Pitch (A4)



From the Functions page, ENTER the [🎵] settings to adjust the A4 (420-460Hz).

Layering a Dual Voice

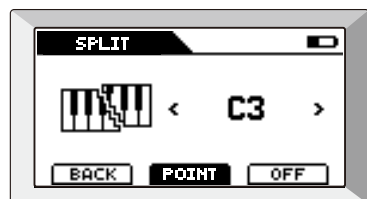


From the Functions page, ENTER the [🎹] settings to layer a Dual Voice. The voice you selected before entering this setting becomes the Main Voice, while the voice you can select here will become the Layered Voice.



Press the middle function button which displays VOL, and then use the dial to adjust the Volume for the Layered Voice.

Splitting the Keyboard



From the Functions page, ENTER the [🎹] settings to split the keyboard into two sub-keyboards. The default Split Point is F#4, and you can use the dial or directly press the key to change it after selecting the POINT option.

The Main Sound or Dual Sound you were playing before splitting the keyboard becomes the sound for the right-hand area, while you can select and play another sound on the left-hand area.

User Presets

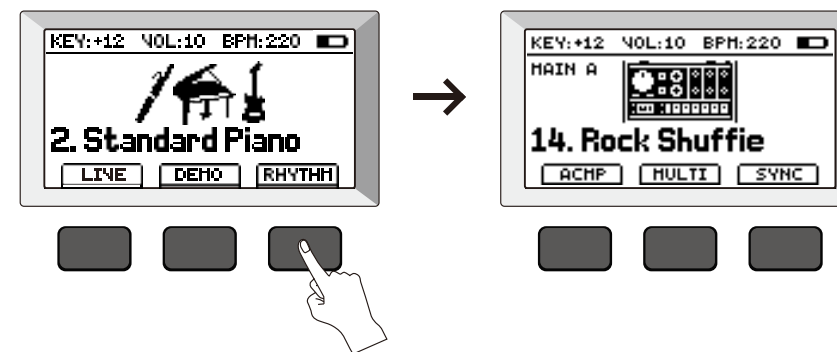


From the Functions page, ENTER the [👤] settings to save or recall User Presets. There are 5 user presets slots for you to save all parameters including the sound, rhythm, etc.

Press SAVE to save all the parameters in the current slot. Press LOAD to recall them again whenever you need it.

Rhythms & Accompaniment

Playing a Rhythm




From the main page, press the right function button labeled RHYTHM to enter the Rhythm/Style mode.

Use the dial or the function buttons to change between the 100 rhythms/styles. (See the Style List in Appendix for details.)

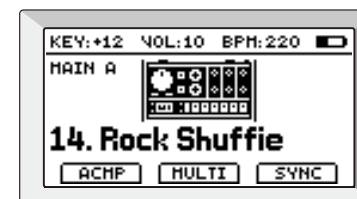
Press the PLAY/STOP button to start/stop playing the rhythm/style.

Auto Accompaniment



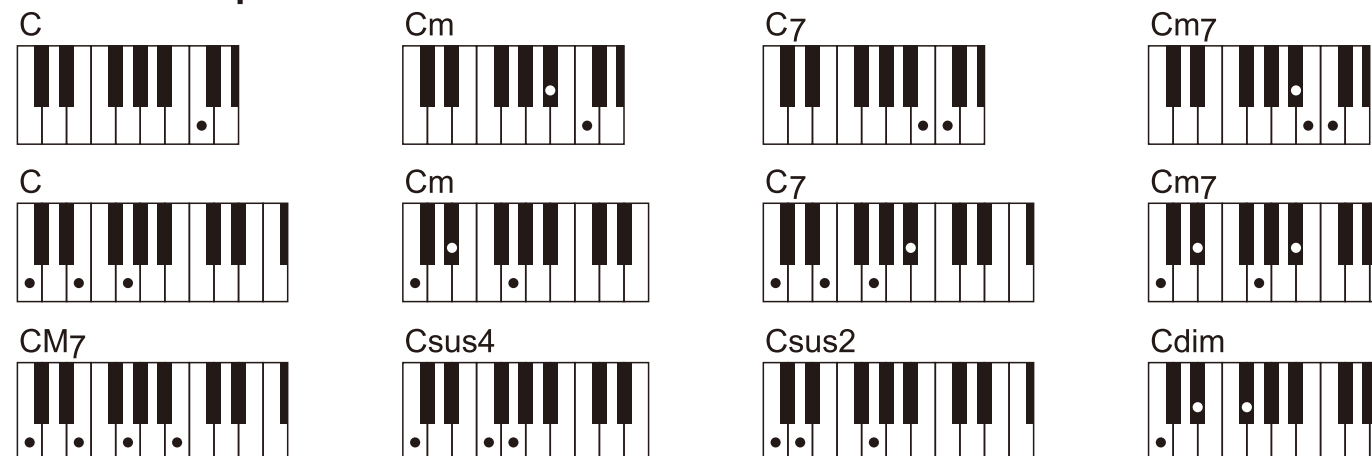
From the Rhythm page, press the left function button labeled ACMP to activate/deactivate Auto Accompaniment. When activated, the keyboard will be split at F#3 and the left-hand area will be used for playing chords.


Single/Multi Fingering



From the Rhythm page, press the middle function button to choose from the two fingering types, SINGLE or MULTI, for playing chords.

Chord Examples:





Sync Start



From the Rhythm page, press the right function button labeled SYNC to activate/deactivate Sync Start for the Auto Accompaniment. When activated, the Auto Accompaniment will start simultaneously with the first chord played on the left-hand area.

Inserting an Intro or an Ending

While in the Rhythm/Style mode, press the INTRO/ENDING button to insert an Intro to the current style. When the style is played, it will start with the Intro and then move to the Main section when the Intro is finished.

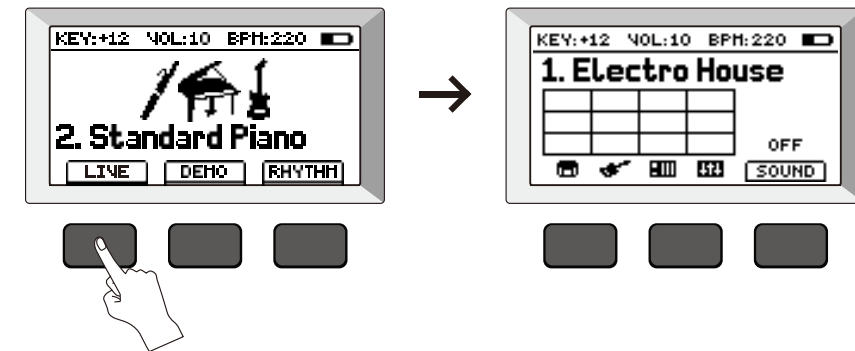
Press the INTRO/ENDING button again and the section will switch to the Ending. When the Ending is finished, the style will stop.

Changing the A/B Variations

Each style has 2 variations, Main A and Main B. In the Rhythm mode, press the A/B button to switch between these 2 variations. A fill-in will be automatically added before changing.

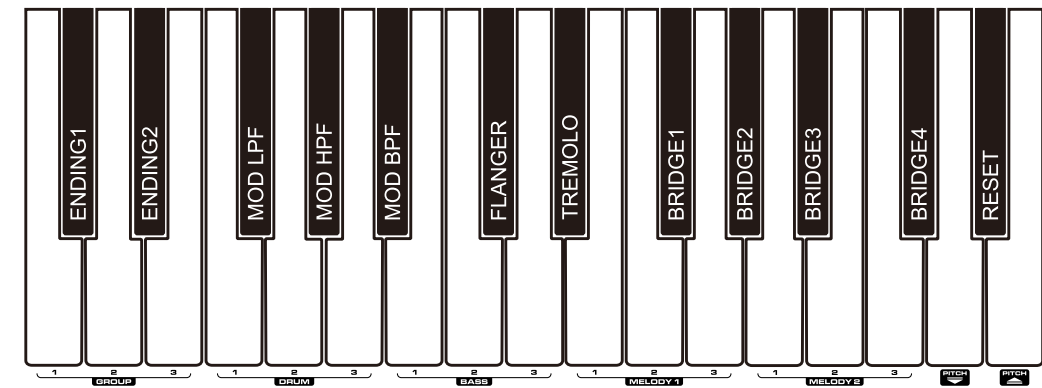
Live Music Mode

Entering Live Music Mode




On the main page, press the left function button labeled LIVE to enter Live Music mode. The keyboard will be split at E4.

The functions of the keys on the left-hand area will be as below:



The right-hand area can be switched between the normal melody keyboard and the Live Music Sound keyboard:



Playing a Live Music

Use the dial to select one of 20 live music songs. (See the Live Music List in Appendix for details.)

Each song consists of 4 parts, DRUM, BASS, MELODY1, and MELODY2. For each part, there are 3 different phrases options with increasing density (1 has the least density while 3 has the most density). Press the key to start/stop playing the phrase accordingly.

You can play the same option of the 4 parts together by pressing the keys in the GROUP. E.g. Pressing GROUP 1 key (C2) will play DRUM 1, BASS 1, MELODY1 1, and MELODY2 1 together.

Or, you can combine different options of each part. E.g. While GROUP 1 is playing as described above, pressing DRUM 2 key (G2) will change the phrase of the DRUM from DRUM 1 to DRUM 2 while the other parts stay the same.

■ Adjusting the Pitch

Pressing the PITCH DOWN (D4) / PITCH UP (E4) keys will adjust the overall pitch in semitones steps (-6 to 0 to +6), while the live music is playing.

■ Bridge, Ending, or Return to Beginning

Press the BRIDGE1 (F#3) / BRIDGE2 (G#3) / BRIDGE3 (A#3) / BRIDGE4 (C#4) key will insert a bridge with various effects. There are 4 bridge options for each live music song.

Press the ENDING1 (C#2) / ENDING2 (D#2) key will end the current live music song. ENDING1 adds effects and builds up intensity, while ENDING2 fades out.

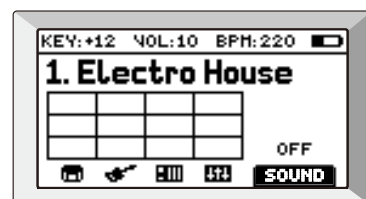
Press the RESET (D#4) key will return to the beginning of the live music song.

■ Using Effects

Pressing down an Effect key will apply the corresponding effect to the entire live music song. The effect name will also appear on the display screen. The effect will stop when the key is released.

Key	Effect
MOD LPF (F#2)	Modulation Low Pass Filter. Applies effect of the LPF periodically through the song.
MOD HPF (G#2)	Modulation High Pass Filter. Applies effect of the HPF periodically through the song.
MOD BPF (A#2)	Modulation Band Pass Filter. Uses the frequency band filter to achieve an effect similar to radio playback.
FLANGER (C#3)	Applies an undulating, swooshing effect to the sound.
TREMOLO (D#3)	Periodic volume changes in stereo outputs to achieve a pulsating effect.

■ Using Live Music Sounds



From the Live Music mode, press the function button which indicates the SOUND to switch between the normal melody keyboard and the Live Music Sound keyboard for the right-hand area (F4 – C7).

When the SOUND is OFF, this enables the normal keyboard for you to play a melody along with the live music. When it's ON, it enables the live music sounds.

Key	Sound
F4	Cymbal
F#4	Shock
G4	Whirl
G#4	Noise Fades
A4	Vortex
A#4	Ray
B4	Buzzer
C5	Hey
C#5	Come on
D5	Cool

D#5	DJ
E5	Hello
F5	Put Your Hands Up
F#5	Wow
G5	Impact
G#5	Low Impact 1
A5	Low Impact 2
A#5	Low Impact 3
B5	Low Impact 4
C6	Noise Rise
C#6	Crystal Rise

D6	Future Rise
D#6	Howling Rise
E6	Shuttle Rise 1
F6	Shuttle Rise 2
F#6	Rapid Rise
G6	Twist 1
G#6	Twist 2
A6	Twist 3
A#6	Fx 1
B6	Fx 2
C7	Fx 3

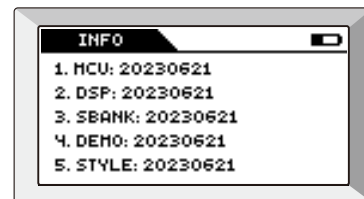
System Settings

Factory Reset



From the Functions page, ENTER the [↻] settings to do factory reset. Once confirmed, all your personal edits or user presets will be cleared.

System Info



From the Functions page, ENTER the [i] settings to check the system information.

Appendix

Live Music List

Number	Name	Tempo
1	Electro House	132
2	Gangnam Dance	132
3	Pop Dance	122
4	Waka Dance	126
5	Release Dance	128
6	Techno Party	112
7	Club Dance	109
8	Brother House	125
9	Ethno Dance	93
10	Disco House	137

Number	Name	Tempo
11	Rock Dance	120
12	Disco Hands	135
13	Electronica	120
14	Party Anthem	132
15	Funk Dance	140
16	NUX Dance	128
17	French House	120
18	Garage Dance	130
19	Dream Dance	126
20	88S Dance	138

Demo Song List

Number	Song
1	Reverie
2	Elfin dance
3	Cuckoo
4	EtudeOp10-10
5	Martha
6	Bumble-bee
7	Etude 740-49
8	Etude 105-8
9	Pearl
10	Swallow
11	Impromptu
12	Spring water
13	March
14	Garrulous
15	Etude 105-2
16	Storm
17	Sonata Dussek
18	Spring song
19	Good-looks
20	Etude 100 No20
21	Op.10 No.5
22	Hesitation
23	OP.25 No.11
24	Etude 105-9
25	Etude 740-35
26	Quick step
27	Nocturne Chopin
28	Etude Butterfly

Number	Song
29	Ballad
30	Dog Waltz
31	Annoyance
32	Dolly Dream
33	Blue
34	Pastoral
35	Go hunting
36	Etude 105-1
37	Humoresque
38	Quick Dance
39	Forward
40	Farewell waltz
41	Parting Chopin
42	Clear stream
43	Raindrop
44	Melody in F
45	The Aria
46	Moonlight
47	Return
48	Sonata Clementi
49	Etude 105-7
50	Tarantelle
51	Goodbye
52	Etude 105-4
53	Babbler
54	Morning bell
55	Etude 105-3
56	Comfort

Number	Song
57	Pathetique
58	Etude 109 No.18
59	Op.36 No.6
60	Invention No.1
61	Valse Op64-2
62	Minuet Bach
63	Midnight Dance
64	Gypsies
65	Performer
66	Whisper
67	Maple leaf Rag
68	Polonaise
69	Op.28 No.3
70	Op.28 No.4
71	Op.28 No.8
72	Op.28 No.11
73	Op.28 No.12
74	Op.28 No.14
75	Op.28 No.16
76	Op.28 No.17
77	Op.28 No.18
78	Op.28 No.19
79	Op.28 No.22
80	Op.28 No.23
81	Op.28 No.24
82	Op.72 No.1
83	GreatAdventure
84	Hobgoblin

Number	Song
85	Op.25 No.1
86	Op.25 No.3
87	Op.25 No.4
88	Op.25 No.11
89	Etude OP36-3
90	Etude OP36-5

Number	Song
91	Etude OP36-6
92	Etude OP36-7
93	Etude OP36-9
94	Etude OP36-10
95	Etude OP36-11
96	Etude OP36-12

Number	Song
97	Etude OP36-13
98	Etude OP36-16
99	Etude OP36-17
100	Etude OP38-02

Sound List

Piano

Number	Sound
001	Grand Piano
002	Standard Piano
003	Bright Piano
004	ConcertHall Piano
005	Emo Piano
006	Jazz Piano
007	Pop Piano
008	Honky Tonk Piano 1
009	Honky Tonk Piano 2
010	Muted Piano
011	Wide Piano

Electric Piano

Number	Sound
012	Electric Piano 1
013	Electric Piano 2
014	Electric Piano 3
015	Electric Piano 4
016	Electric Piano 5
017	Electric Piano 80S
018	Creepy Electric Piano
019	Basic Electric Piano 1
020	Basic Electric Piano 2
021	Basic Electric Piano 3
022	Basic Electric Piano 4
023	Basic Electric Piano 5
024	Basic Electric Piano 6
025	Basic Electric Piano 7
026	Basic Electric Piano 8
027	Basic Electric Piano 9
028	Basic Electric Piano 10
029	Basic Electric Piano 11
030	Electric Piano Bell
031	Electric Piano Complex
032	Electric Piano Moonlight
033	Electric Piano Pipe
034	Electric Piano Peculiar

Organ

Number	Sound
035	Accordion 1
036	Accordion 2
037	Accordion 3
038	Hammond
039	Organ 1
040	Organ 2
041	Organ 3
042	Organ 4
043	Organ 5
044	Organ 6
045	Organ 7
046	Organ 8
047	Organ 9
048	Organ 10
049	Organ 11
050	Organ 12
051	Church Organ 1
052	Church Organ 2
053	Church Organ 3
054	Church Organ 4
055	Harmonic
056	Reed Organ

Guitar

Number	Sound
057	Nylon String Guitar 1
058	Nylon String Guitar 2
059	Nylon String Guitar 3
060	Nylon String Guitar 4
061	Nylon Guitar 1
062	Nylon Guitar 2
063	Nylon Guitar 3
064	Nylon Guitar 4
065	Nylon Guitar Finger
066	Steel String Guitar 1
067	Steel String Guitar 2
068	Jazz Guitar 1

069	Jazz Guitar 2
070	Jazz Guitar Finger
071	Shimmer Jazz Guitar
072	Clean Guitar 1
073	Clean Guitar 2
074	Clean Guitar 3
075	Clean Guitar 4
076	Clean Guitar 5
077	Acoustic Guitar 1
078	Acoustic Guitar 2
079	Acoustic Guitar 3
080	Acoustic Guitar 4
081	Distortion Guitar 1
082	Distortion Guitar 2
083	Distortion Guitar 3
084	Distortion Guitar 4
085	Distortion Guitar 5
086	Distortion Guitar 6
087	Muted Guitar 1
088	Muted Guitar 2
089	Funk Guitar 1
090	Funk Guitar 2
091	Guitar Slap
092	Hawaii Guitar
093	Guitar Harmonics 1
094	Guitar 1
095	Guitar 2
096	Guitar 3
097	Guitar 4

Bass

Number	Sound
098	Acid Bass
099	Bass Slide Down
100	Bass Gliss Up
101	Bass Finger
102	Bass Pick
103	Fretless Bass
104	Synth Bass 1

105	Synth Bass 2
106	Synth Bass 3
107	Synth Bass 4
108	Rude Bass
109	Wide Bass 1
110	Wide Bass 2
111	Wide Bass 3
112	Acid Tube Bass
113	Catchy Bass
114	Punch Bass
115	Disco Bass
116	Bass 1
117	Distortion Bass 1
118	Distortion Bass 2

Strings

Number	Sound
119	Violin
120	Viola
121	Cello
122	Cello 1
123	Cello 2
124	Double Bass
125	String Ensemble 1
126	String Ensemble 2
127	String Ensemble 3
128	String Pizzicato
129	Full Action 1
130	Full Action 2
131	Full Action 3
132	Full Action 4

Brass

Number	Sound
133	Horn
134	French Horn 1
135	French Horn 2
136	French Horn 3
137	Saxophone 1
138	Tenor Saxophone
139	Soprano Saxophone
140	Bass Saxophone
141	Alto Saxophone 1
142	Alto Saxophone 2
143	Jazz Saxophone
144	Trumpet
145	Trombone
146	Tuba

147	Horns
148	Trumpets
149	Trombones
150	Tubas
151	Brass 1
152	Brass 2
153	Brass 3

Woodwinds

Number	Sound
154	Flute 1
155	Flute 2
156	Flutes
157	Piccolo 1
158	Oboe 1
159	Oboes
160	English Horn 1
161	English Horn 2
162	English Horn 3
163	Clarinet 1
164	Clarinet 2
165	Clarinets
166	Bassoon 1
167	Bassoon 2
168	Bassoons

Other Instrument

Number	Sound
169	Harp 1
170	Harp 2
171	Harp 3
172	Harp 4
173	Harpsichord 1
174	Harpsichord 2
175	Harpsichord 3
176	Percussion Bass
177	EBanjo
178	Banjo 1
179	Vibe
180	Modern FM
181	Saite
182	GuQin
183	EGuQin
184	Erhu
185	Pipa
186	ChinesePluck
187	Ethno Pluck
188	Feed 1

189	Feed 2
190	Reed 1
191	Reed 2
192	Sitar
193	Shakuhachi 1
194	Shape Bell
195	Dream Bell
196	Clavichord 1
197	Sona&String
198	Castanets
199	Ocarina
200	Bando
201	Synth Keyboard
202	Bottle Blow
203	Vox

Percussion

Number	Sound
204	Fushion Drum
205	Timpani
206	Celesta
207	Glockenspiel 1
208	Glockenspiel 2
209	Glockenspiel 3
210	Glockenspiel 4
211	Glockenspiel 5
212	Marimba 1
213	Marimba 2
214	Marimba 3
215	Xylophone
216	Tinkle Bell
217	Darkness Bell
218	Vibraphone 1
219	Vibraphone 2
220	Musical Saw
221	Chimes
222	Bells 1
223	Bells 2
224	Bells 3
225	Glassy Bell
226	Metabell
227	Chinese Drum
228	Gong
229	Taiko Drum
230	Tom Tom
231	Synth Drum
232	Pusher
233	Woodblock

234	Kalimba
-----	---------

Ethnic

Number	Sound
235	Mandolin 1
236	Mandolin 2
237	Mouth Organ
238	Long-necked Lute
239	Santur
240	Pan Flute
241	Ancient Flute
242	Bottle Blow
243	Bagpipe
244	Treble Suona

Voices

Number	Sound
245	Choir Aahs
246	Vocal Ooh
247	Vocal Doo
248	Choir

Synth

Number	Sound
249	Sugar Plum
250	Synth Guitar 1
251	Synth Guitar 2
252	Synth Guitar 3
253	Synth Guitar 4
254	Synth Guitar 5
255	Synth Brass 1
256	Synth Brass 2
257	ECrystal
258	Neon
259	Synth Strings
260	Square
261	Crystal 1
262	Warm 1
263	Warm 2
264	Fantastic
265	Lead 1
266	Bowed
267	Halo
268	Soundtrack
269	Goblins 1
270	Goblins 2
271	Bass+Lead
272	Echoes 1

273	SciFi
274	Dark Ages 1
275	Dark Ages 2
276	Synth Erhu
277	Pad Soft
278	Pad Ahh
279	Pad Retro
280	Pad Vastness 1
281	Pad Vastness 2
282	Pad Happiness 1
283	Pad Happiness 2
284	Pad Darkness
285	Pad Warp
286	Pad Saw Square
287	Pad Twinkle 1
288	Pad Twinkle 2
289	Pad Glitter 1
290	Pad Glitter 2
291	Pad Metal
292	Synth Pluck 1
293	Synth Pluck 2
294	Synth Pluck 3
295	Synth Pluck 4
296	Synth Pluck 5
297	Synth Pluck 6
298	Lead Synth Flute
299	Lead Native Synth
300	Lead Cry
301	Bright 1
302	Bright 2
303	Steel Drums
304	Lead Nek 1
305	Lead Nek 2
306	Lead Psy
307	Lead Slate
308	Lead 1984
309	Lead Basic 1
310	Lead Basic 2
311	Lead Basic 3
312	Lead Basic 4
313	Lead Basic 5
314	Bounce Drive
315	Bounce Nodirve
316	Lead Brass
317	Lead Choir 1
318	Lead Choir 2
319	DarkDancer
320	Deletion

321	Dwarf
322	Glass
323	Glitter
324	Gloomy
325	Highlight
326	Hotly
327	Marginal
328	Motor
329	Filtered Square
330	Space 1
331	Downer 1
332	Noise Riser

FX

Number	Sound
333	FX Ice 1
334	FX WaWa
335	FX Change
336	FX Bell Tree
337	FX Riser
338	FX Science
339	FX Bong
340	FX Shooting
341	FX Knock
342	FX Drub
343	FX Birds
344	FX Signal
345	FX Firing
346	FX Bottom 1
347	FX Bottom 2
348	FX Sea
349	FX Bird
350	FX Extended 1
351	FX Extended 2
352	FX Wah Wah
353	FX Ring
354	FX Motor
355	FX Panic
356	FX Speed
357	FX Hit
358	FX Alarm
359	FX Train
360	FX Wind
361	FX Growing
362	FX Phone
363	FX Propeller
364	FX Rain
365	FX Laugh

366	FX Scream
367	FX Voice
368	FX Nervous
369	FX Heel
370	FX Gun 1
371	FX Gun 2
372	FX Gun 3

GM

Number	Sound
373	Acoustic Piano
374	Bright Piano
375	Electric piano 1
376	Electric piano 2
377	HonkyTonk Piano
378	Rhodes Piano
379	Harpsichord
380	Clavichord
381	Celesta
382	Glockenspiel
383	Music box
384	Vibraphone
385	Marimba
386	Xylophone
387	Tubular Bells
388	Santur
389	Organ 1
390	Organ 2
391	Organ 3
392	Church Organ
393	Reed Organ
394	Accordion
395	Harmonica
396	Bandoneon
397	Nylon String Guitar
398	Steel String Guitar
399	Jazz guitar
400	Unvoiced Guitar
401	Muffled Guitar
402	Overdrive Guitar
403	Distortion Guitar
404	Guitar Harmonics
405	Acoustic Bass
406	E.Bass Finger
407	E.Bass Pick
408	Fretless Bass
409	Bass Slap 1
410	Bass Slap 2

411	Synth-Bass 1
412	Synth-Bass 2
413	Violin
414	Viola
415	Cello
416	Contrabass
417	Strings Tremolo
418	Strings Pizzicato
419	Harp
420	Timpani
421	String Ensemble
422	Soothing String 1
423	Soothing String 2
424	Synth Strings
425	Choir Aahs
426	Vocal Doo
427	Synth Vocal
428	Orchestra Hit
429	Trumpet
430	Trombone
431	Tuba
432	Mute Trumpet
433	French Horn
434	Brass Section
435	Synth Brass 1
436	Synth Brass 2
437	Soprano Sax.
438	Alto Saxophone
439	Tenor Saxophone
440	Bass Saxophone
441	Oboe
442	English Horn
443	Bassoon
444	Clarinet
445	Piccolo
446	Flute
447	Reed Pipe
448	Pan Flute
449	Bottle Blow
450	Shakuhachi
451	Whistle
452	Ocarina
453	Lead Square
454	Lead Sawtooth
455	Lead 1
456	Lead 2
457	Lead 3
458	Lead Voice

459	Lead Fifths
460	Lead Bass+Lead
461	Lead Dream
462	Pad Warm
463	Pad Polysynth
464	Pad Space
465	Pad Bowed
466	Pad Metallic
467	Pad Halo
468	Pad Sweep
469	FX Ice
470	Fx Soundtrack
471	Fx Crystal
472	Fx Atmosphere
473	Fx Bright
474	Fx Goblins
475	Fx Echoes
476	Fx SciFi
477	Sitar
478	Banjo
479	Shamisen
480	Koto
481	Kalimba
482	Suona
483	Erhu
484	Treble Suona
485	Tinkle Bell
486	Agogo
487	Steel Drums
488	Woodblock
489	Taiko Drum
490	Melodic Tom
491	Synth Drum
492	Reverse Cymbal
493	Guitar Fret Noise
494	Tooting
495	Seashore
496	Bird Tweet
497	Telephone
498	Helicopter
499	Applause
500	Shot

Style List

ROCK

Number	Style
1	Rock
2	Pop Rock
3	Slow Rock
4	70s Rock
5	Folk Rock
6	Soft Rock
7	Old Rock
8	Easy Rock
9	Rock&Roll1
10	Rock&Roll2
11	Rock Shuffle

COUNTRY

Number	Style
12	Country Pop1
13	Country Pop2
14	8Beat Country
15	Modern Country
16	2-4 Country
17	Country Folk

DISCO

Number	Style
18	Techno1
19	Techno2
20	House1
21	House2
22	Disco
23	Soft Disco
24	Disco Party
25	70s Disco
26	Club Dance
27	Euro Dance
28	Pop Dance

HIPHOP

Number	Style
29	Rock Hip-Hop
30	Hip-Hop1
31	Hip-Hop2
32	Hip-Hop Soul
33	Hip-Hop Beat

FUNK

Number	Style
34	70s Funk
35	Funk1
36	Funk2
37	Classic Funk
38	Electric Funk
39	Groove Funk
40	Rubber Funk
41	Cool Funky
42	Jazz Funk

JAZZ

Number	Style
43	Big Band Fox
44	Big Band
45	Broadway Band
46	Big Band Mid
47	Swing
48	Gospel Swing
49	Guitar Swing1
50	Guitar Swing2
51	Swing Fox
52	Swing Shuffle
53	Swing Ballad
54	Orch Swing
55	Acid Jazz
56	Latin Jazz1
57	Latin Jazz2
58	Acoustic Jazz
59	Modern Jazz
60	Cool Jazz Bld
61	Gospel
62	Groove
63	Bluegrass1
64	Bluegrass2
65	Dixieland1
66	Dixieland2

OTHER

Number	Style
67	New Wave
68	Ska
69	New Shuffle
70	Tango1

OTHER

Number	Style
71	Tango2
72	Matador
73	Twist1
74	Twist2
75	Slow Fox
76	Slow Waltz
77	Salsa
78	Cha Cha1
79	Cha Cha2
80	Beguine1
81	Beguine2
82	Rhumba
83	Samba1
84	Samba2
85	Samba3
86	Jive
87	Fox Trot
88	Down Beat
89	Progressive
90	Rap1
91	Rap2
92	Garage
93	Jay R&B
94	R&B
95	Soul
96	Soul Beat
97	Fusion
98	Ragtime
99	Quick Steps
100	Ctry Shuffle

Specifications

Model:	NUX NEK-100
Keyboard:	61 Keys
Touch Response:	Light2, Light1, Normal, Hard1, Hard2
Sounds:	500
Max. Polyphony:	54
Effects & Functions:	Reverb (3 types), Dual Voice, Split Keyboard, Transpose (-12 to 0 to +12 semitones), Octave Shift (-1 to 0 to +1 octave), A4 Tuning(420-460Hz), 5 User Presets
Auto Accompaniment:	100 Styles (Auto Chord, Single/Multi Fingering, Sync Start, A/B Variations, Intro/Ending)
Metronome:	1-9 Beats, 4 Voices, 40-240 BPM Tempo Range, Tap Tempo
Pitch Bend Wheel:	±2 semitones
Live Music Function:	20 Live Music Songs
Demo Songs:	100
Display:	TFT LCD 128X64dpi
Connectivity:	3.5mm Stereo Phones Out, 6.35mm Stereo Aux Out, 3.5mm Stereo Aux In, Sustain Pedal Jack, USB MIDI, Bluetooth Audio & Bluetooth MIDI
Speakers:	2.2" X 4.9" X 2, 5W X 2
Power Supply:	3000mAh Rechargeable Battery, or DC 12V 2A Center-Positive Power Adaptor
Dimensions:	925mm(L) X 252mm(W) X 80mm(H)
Weight:	3.1 kg
Included Accessories:	Power Adaptor, Music Rest, User Manual, NBT-1 Bluetooth Module

* Specification may change without notice.

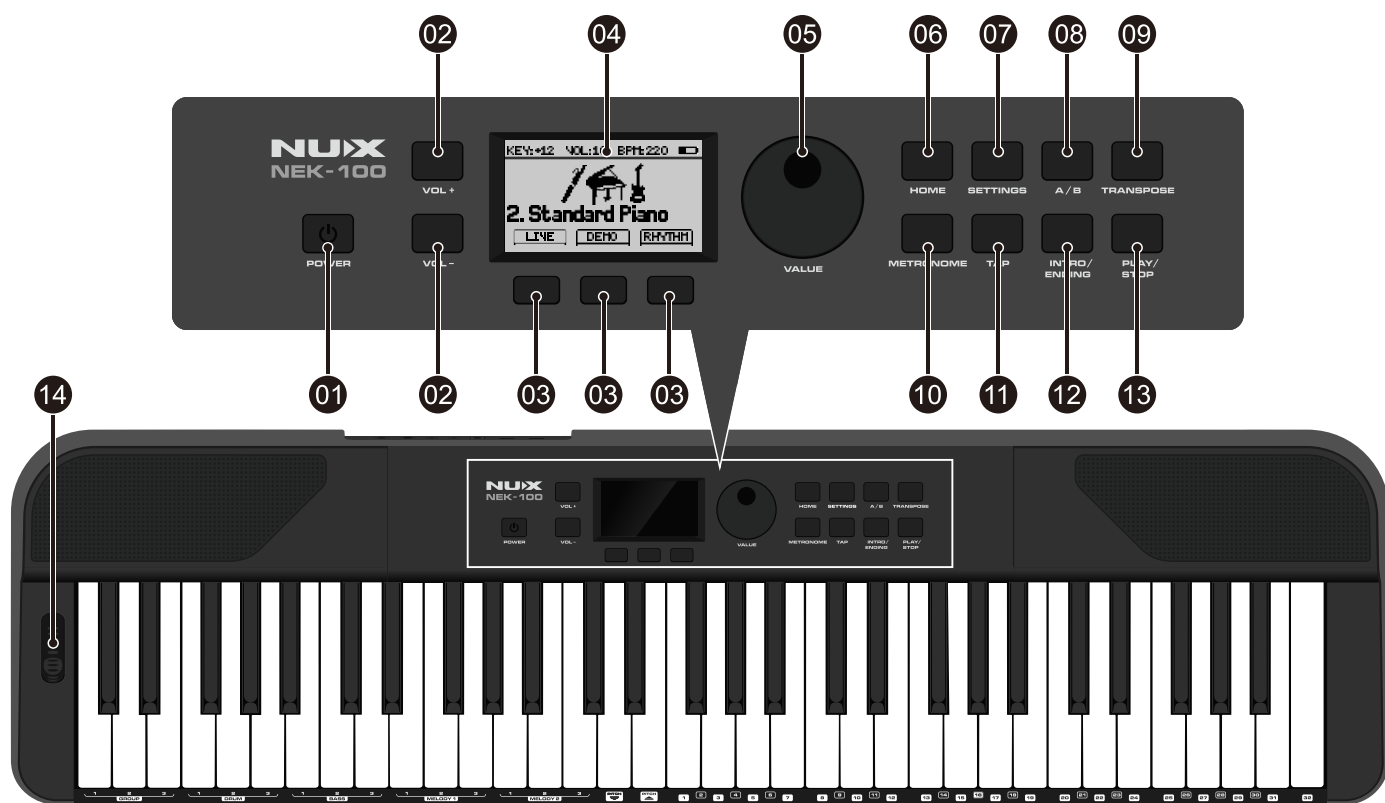
Trouble Shooting

Trouble	Possible Reason/Solution
The digital piano will slightly puff when it is switched on.	Don't worry. This is normal.
Pressing a key makes no sound, after the power is on.	Please check whether the master volume is set properly, or whether the headphone jack is plugged in, which will automatically cut off the built-in speaker system.
When using the sustain pedal, some sound sustains longer, some sustains shorter.	This is normal. The tenuto of different sounds has been set to their optimized length.
The volume is too low.	Please check whether the master volume is set properly.
The speaker makes noise when a cell phone is nearby.	The cell phone will interfere when it is nearby. Please keep the cell phone away from the keyboard to avoid the jam.
The pitch doesn't match with the key while playing.	Turning off Split function, resetting Transpose/Octave to zero, or resetting A4 Tuning will solve the problem.
The demo song distorts or interrupts.	Maybe it has been playing in maximum power for a long time so that the circuit board self-protection system is activated in case of overheat. Turning down the volume or powering off the keyboard for a while will solve the problem.
There are two sounds at the same time while playing.	Maybe the Dual Voice function is turned on. Turning off Dual Voice will solve the problem.
Key touch is different from before.	This keyboard has 5 touch response levels. Maybe you have chosen different levels. You can adjust the touch response again.
The pitch doesn't change when Split function is turned on.	Please check whether the octave shift function is turned on.
The system crashed, and it still doesn't work after powering on again.	Please use a pin to poke the reset button on the back to reset the keyboard.



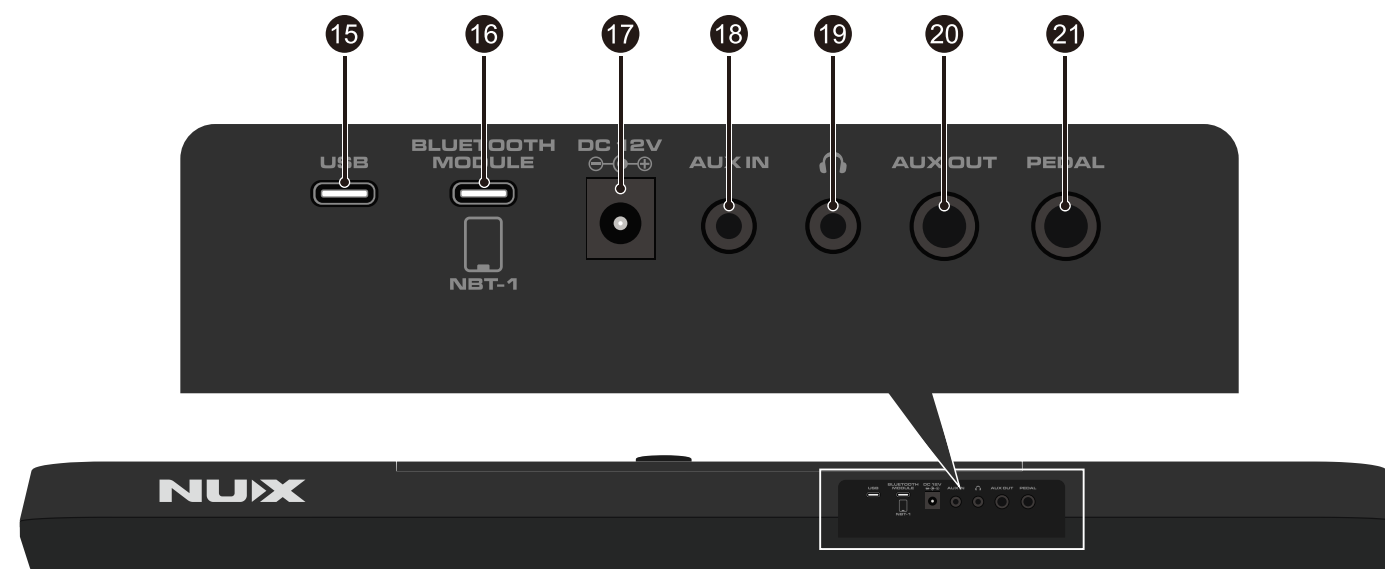
控制面板

前控制面板



- 01 POWER按键
电源按键。
- 02 VOL + -按键
控制整体音量的增加或减小 (0-10) , 音量显示在屏幕的中间顶部区域。
- 03 功能按键
三个功能按键, 根据屏幕下方显示的功能进行操作。
- 04 显示屏
显示当前操作状态。
- 05 VALUE旋钮
数据选择器, 与其他功能按键搭配来浏览页面、设置参数以及选择音乐资源。
- 06 HOME按键
按此按键回到主界面。
- 07 SETTINGS按键
按此按键进入设置界面, 可设置键盘力度、混响效果、蓝牙、键盘八度移调、A4值、双音色、双键盘、用户储存预设以及恢复出厂设置等。
- 08 A/B按键
A/B段伴奏切换, 可调整伴奏密度。
- 09 TRANSPOSE按键
移调按键, 可调整键盘调性。
- 10 METRONOME按键
按此键进入节拍器设置。
- 11 TAP按键
调整节奏、节拍器以及舞曲的速度。
- 12 INTRO/ENDING按键
前奏/尾奏按键, 自动伴奏 (RHYTHM) 模式下使用。
- 13 PLAY/STOP按键
播放/停止按键。
- 14 弯音轮
实现平滑的音调变化 (± 2)。

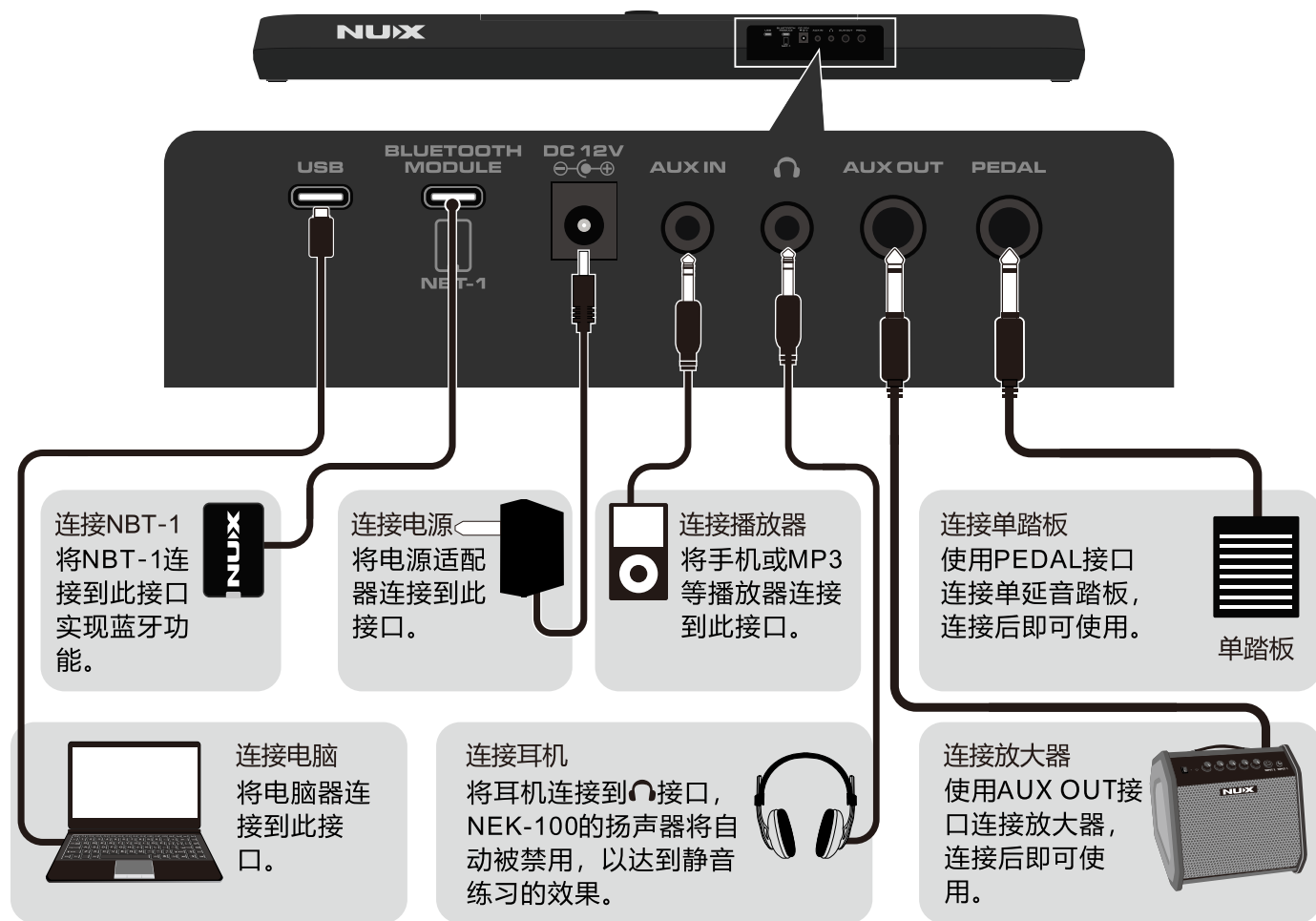
后控制面板



- 15 USB接口
USB MIDI接口, 可连接电脑将NEK-100作为MIDI键盘使用。
- 16 BLUETOOTH MODULE接口
用于连接蓝牙模块NUX NBT-1, 蓝牙名称为NEK-100, 可启用蓝牙音频及蓝牙MIDI功能。
- 17 DC 12V电源接口
电源接口, 12V 2A, 内正外负。
- 18 AUX IN接口
3.5mm音频辅助输入接口, 可以连接手机, 平板电脑或媒体播放器等外部音频设备播放音频。
- 19 PHONES接口
3.5mm耳机输出接口, 连接耳机。
注意: 当连接此接口时, 内置扬声器将静音, 而AUX OUT仍然可以工作。
- 20 AUX OUT接口
6.35mm音频输出接口, 通过音频连接线将设备的音频信号发送至监听音箱, 调音台等。
注意: 使用AUX OUT时, 内置琴扬声器仍然发声, 若想使扬声器静音, 请使用耳机接口输出。
- 21 PEDAL接口
单踏板连接接口, 使用此接口连接延音踏板。

连接电源和设备

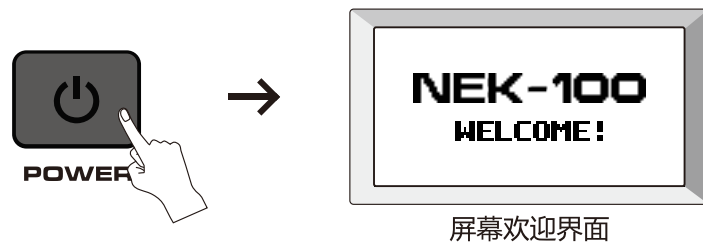
设备连接



开/关机



将随机附带电源插入设备背面的DC12V接口，并将电源插头插入供电插座，连接后设备即进入待机模式。



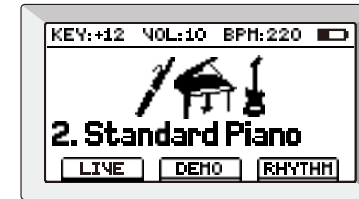
长按电源按键2秒开机，屏幕显示欢迎界面后进入音色界面。

再次长按电源按键2秒关机。

注：在没有连接电源的情况下，若30分钟无任何操作，NEK-100将自动关机以节省电量

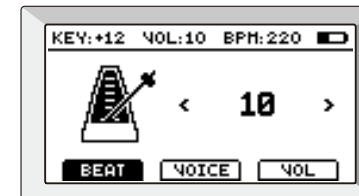
基础操作

选择音色



当前为音色界面，默认为Grand Piano，通过数据轮切换音色，共500种音色供您选择（音色列表见附录）。

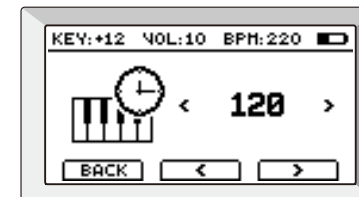
使用节拍器



按[METRONOME]按键进入节拍器设置界面，此时功能按键从左至右的功能依次为节拍（BEAT）、声音（VOICE）以及音量（VOL），各项参数则使用功能按键或数据轮进行调节。

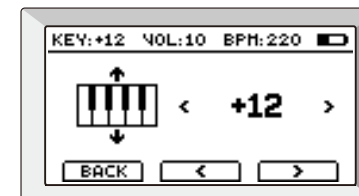
节拍 (BEAT)	1-9
声音 (VOICE)	Bell (牛铃声), Voice (人声), 330 (Cherub WSM-330经典机械节拍器), Electr. (电子节拍器)
音量 (VOL)	0-10 调节节拍器的音量

调节节奏的速度



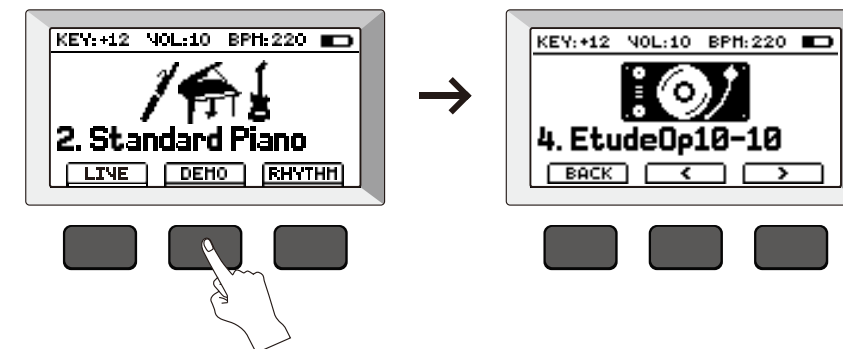
按下[TAP]按键，通过数据轮调节节奏的速度，调节范围：40-240BPM。您也可以连按[TAP]按键3次，本机会自动检测您的速度并在右上角“BPM”处显示。

移调



按[TRANPOSE]按键进入移调界面，此时通过功能按键或数据轮可改变键盘调性（±12）。当前调性显示在屏幕左上角的“KEY”位置。

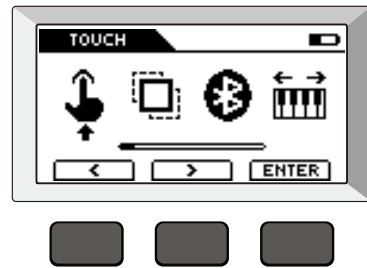
示范曲



在主界面按[DEMO]功能按键进入示范曲播放界面，通过功能按键或数据轮选定示范曲播放。共100首示范曲（示范曲列表见附录）。按[PLAY/STOP]按键开始/停止播放示范曲。

功能与效果

按[SETTINGS]按键进入功能设置界面。

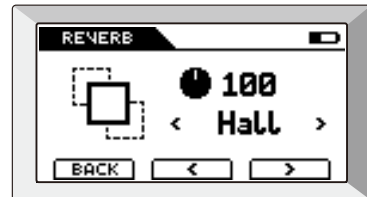


键盘力度调节



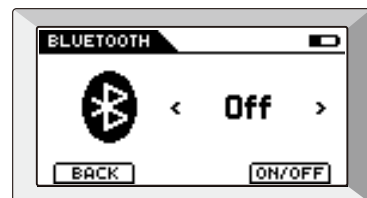
在功能界面选择[↓]键盘力度项，按下[ENTER]功能按键进入键盘力度设置界面，共有5种力度供选择。

混响效果



在功能界面选择[🔊]混响效果项，按下[ENTER]功能按键进入混响设置界面，共3种混响可选择，使用数据轮调节混响发送量大小。

蓝牙音频&MIDI



在功能页面选择[📶]蓝牙项，按下[ENTER]功能按键进入蓝牙设置界面，打开ON/关闭OFF NBT-1蓝牙模块，可以激活/关闭蓝牙音频和蓝牙MIDI功能。

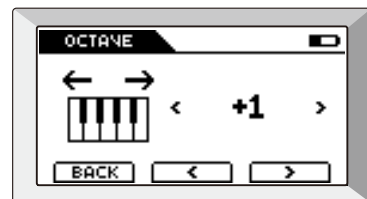
蓝牙音频

打开外部设备的蓝牙设置界面，在蓝牙设备列表里选择“NEK-100”，待蓝牙模块蓝灯长亮且听到提示音，表示连接已完成，便可以播放外接设备的音频。

蓝牙MIDI

NEK-100可以通过蓝牙MIDI连接各种应用程序。例如，您可以连接到NUX钢琴伴侣，并在应用程序中使用乐谱进行练习。在APP的乐谱页面启用蓝牙，连接“NEK-100”。

键盘八度位移



在功能界面选[🎹]键盘八度位移项，按下[ENTER]功能按键进入键盘八度位移设置界面，功能按键调整整体键盘的八度（±1）。

A4值调节



在功能界面选择[A4]A4值调节项，按下[ENTER]功能按键进入A4值设置界面，按功能按键调整基准音高，范围：420-460Hz。

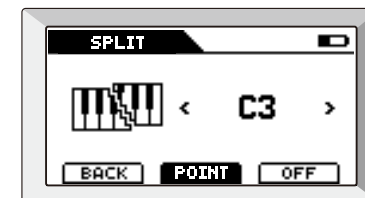
双音色



在功能界面选择[🎹]双音色设置项，按下[ENTER]功能按键进入双音色设置界面（开启前的音色成为主音色，此处设置音色成为从音色）。

按下中间[VOL]功能按键通过数据轮可调整从音色的音量。

双键盘



在功能界面选择[🎹]双键盘设置项，按下[ENTER]功能按键进入双键盘设置界面，开启后键盘将分为两个音域一样的键盘，默认分离点为F#4，可通过数据轮设置分离点，或启用POINT后直接按相应琴键进行设置。分离键盘之前播放的声音用于右侧区域，而您可以为左侧区域设置另一个声音。

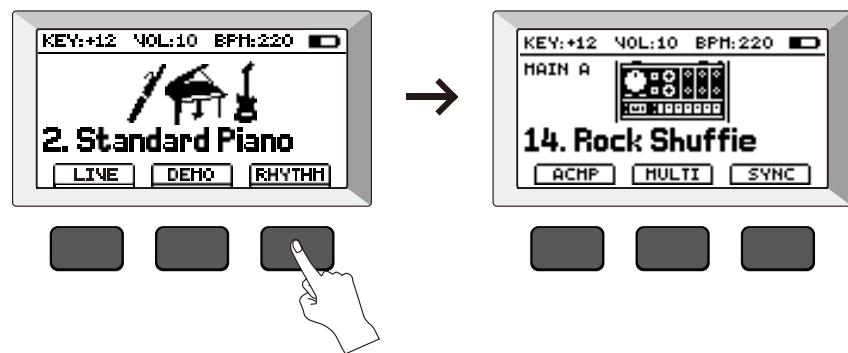
用户储存预设



在功能界面选[👤]用户存储预设项，按下[ENTER]功能按键进入用户存储预设设置界面，储存时按下[SAVE]功能按键，按下[YES]功能按键储存完毕。调用则需按下[LOAD]功能按键，按下[YES]功能按键确认调用已储存的预设。该功能用来储存音色、节奏等参数，共有5组用户储存预设。

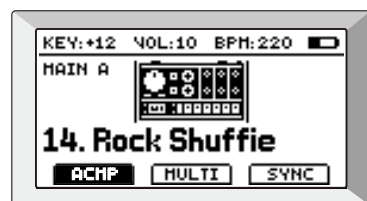
节奏与伴奏

节奏的运用



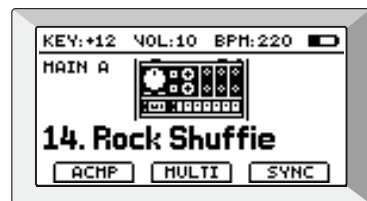
在主界面按[RHYTHM]功能按键进入节奏界面，此时功能按键从左至右的功能分别为[ACMP]自动和弦、单/多指和弦(MULTI)以及[SYNC]同步启动，您可以按需求调节节奏的速度、前/尾奏以及A/B模式转换。通过数据轮或功能按键在100种节奏之间进行切换（列表见附录）。按[PLAY/STOP]按键开始/停止播放节奏。

自动和弦(ACMP)



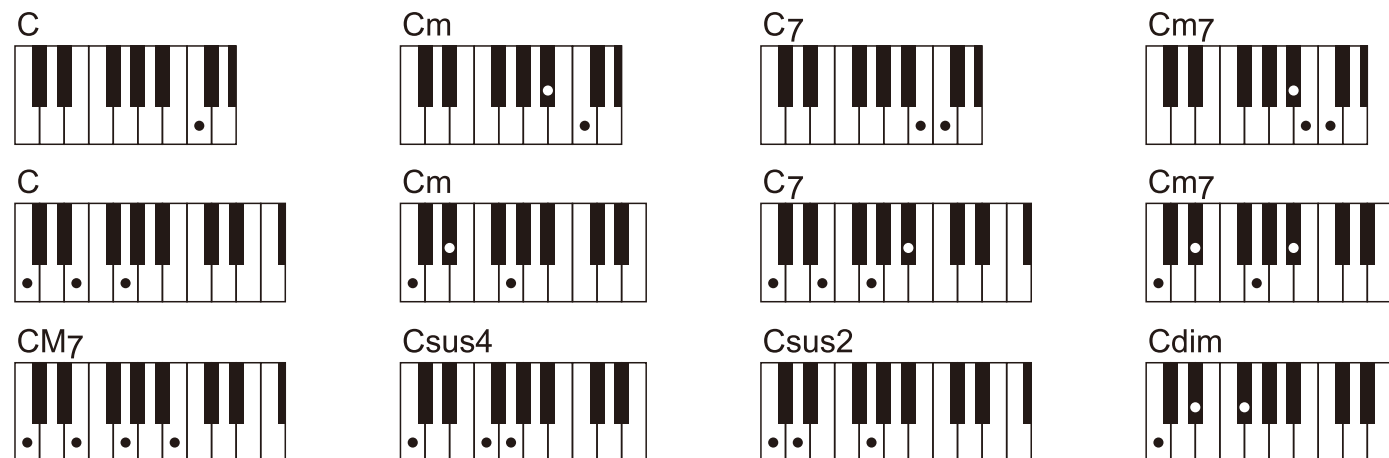
在节奏界面，按左侧的[ACMP]功能按键，开启/关闭自动和弦。开启自动和弦后，键盘将以“F#3”为分离点，左键盘演奏和弦，音色仅供右键盘使用。（节奏界面ACMP默认开启）

单/多指和弦(MULTI)



在节奏界面，按中间[SINGLE/MULTI]功能按键，可切换单指/多指和弦，不同指法的和弦按键方式不同。

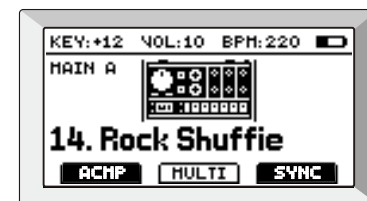
常用和弦列表



注意:

上述只为演奏时的常用和弦演奏方法，由于和弦的种类和应用方式各不相同，完整请参考各类在售的乐理类书籍。

同步启动(SYNC)



在节奏界面，按右侧的[SYNC]功能按键，开启/关闭同步启动模式，开启后，伴奏将与左键盘演奏的第一个和弦同步启动。

前/尾奏

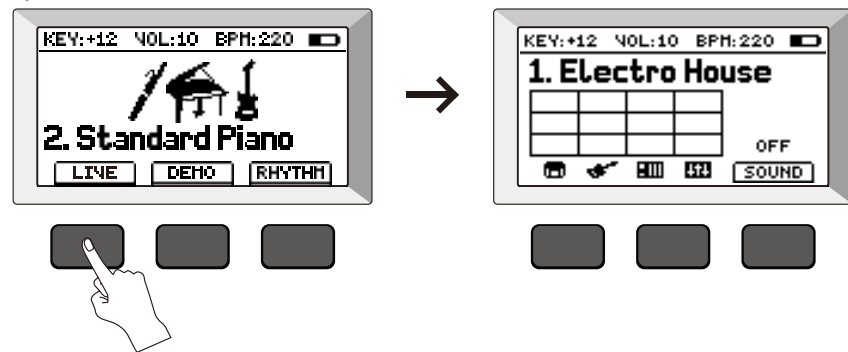
若想给伴奏加前奏，则需在选择好伴奏风格后，短按[INTRO/ENDING]按键，此时屏幕右侧将显示INTRO，当伴奏开始播放时即可进入前奏。当前奏播放完毕时，伴奏会自动进入正常播放模式。当演奏完毕时，再次按下[INTRO/ENDING]按键，则会开始播放尾奏直至停止。

A/B模式转换

B模式下伴奏密度会更高，使用A/B模式转换功能将会通过伴奏的密度和响度让您可以进行伴奏的主歌、桥段、过门、副歌或特殊段落的设计。

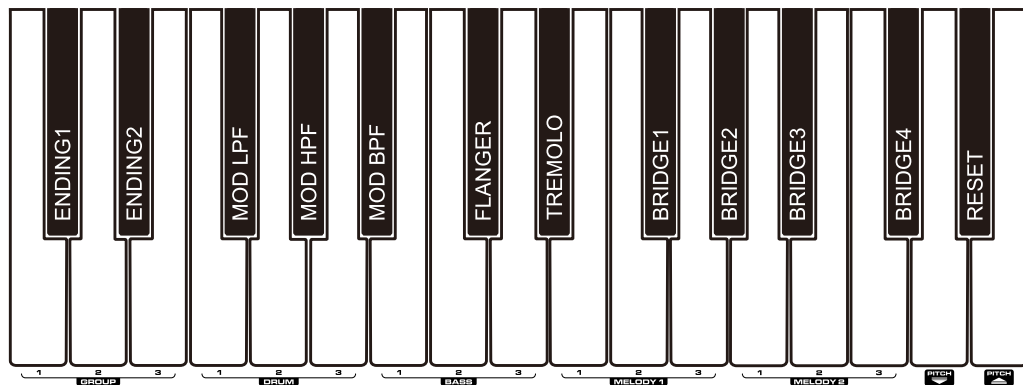
LIVE (舞曲) 模式

进入LIVE模式



在主界面按[LIVE]功能按键进入LIVE MUSIC模式，键盘将在E4位置分为左、右。

左侧键盘的功能及效果控制如下图：



右侧键盘的声音切片范围如下图：



LIVE模式的演奏

使用数据轮从20首LIVE曲目中选择一首（列表见附录），每首曲目由四个部分组成：DRUM, BASS, MELODY1和MELODY2。每个部分都有3个密度可供选择（1的密度最小，3的密度最大），按相应按键开启/关闭该部分，您也可以通过GROUP进行整体切换。

调整音高

按下[音调下降(D4)]/[音调上升(E4)]键，将以半音为单位调整整体音调，范围：-6~+6。

过渡、结束以及重置

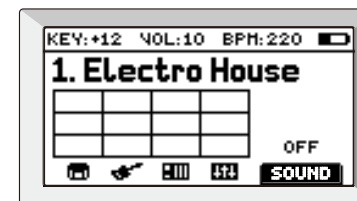
按[BRIDGE1 (F# 3)]/[BRIDGE2 (G# 3)]/[BRIDGE3 (A# 3)]/[BRIDGE4 (C# 4)]键将实现过渡效果。
按[ENDING1 (C# 2)]/[ENDING2 (D# 2)]键将结束当前的音乐歌曲。[ENDING1]键为渐强结束，而[ENDING2]键则为渐弱结束。
按[RESET (D# 4)]键将重置效果，回到乐曲的开始。

效果的运用

在应用效果时，显示屏会同步显示效果名称，按下键盘键应用效果，在释放该键时停止应用效果。所有效果应用于整体模式播放并伴随节奏而改变，不能应用于单个部分。

按键	应用效果
MOD LPF (F#2)	调制低通滤波器，在乐曲中周期性地循环低通滤波的效果
MOD HPF (G#2)	调制高通滤波器，在乐曲中周期性地循环高通滤波的效果
MOD BPF (A#2)	调制带通滤波器，通过调整好的滤波效果，达到类似收音机播放的效果
FLANGER (C#3)	周期性的扫频效果，达到波浪一般的音乐表现
TREMOLO (D#3)	周期性的左右声像交替变化，达到旋转效果的音乐表现

声音切片的运用



在LIVE MUSIC模式下按下[SOUND]按键，切换正常音色为声音切片，范围：F4-C7。

按键	声音切片
F4	Cymbal
F#4	Shock
G4	Whirl
G#4	Noise Fades
A4	Vortex
A#4	Ray
B4	Buzzer
C5	Hey
C#5	Come on
D5	Cool
D#5	DJ
E5	Hello
F5	Put Your Hands Up
F#5	Wow
G5	Impact
G#5	Low Impact 1
A5	Low Impact 2
A#5	Low Impact 3
B5	Low Impact 4
C6	Noise Rise
C#6	Crystal Rise
D6	Future Rise
D#6	Howling Rise
E6	Shuttle Rise 1
F6	Shuttle Rise 2
F#6	Rapid Rise
G6	Twist 1
G#6	Twist 2
A6	Twist 3
A#6	Fx 1
B6	Fx 2
C7	Fx 3

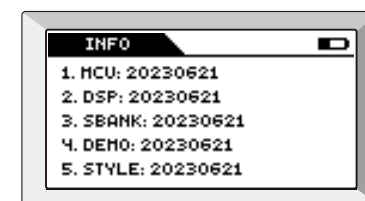
系统设置

恢复出厂设置



在功能界面选[↻]恢复出厂设置项，按下[ENTER]功能按键进入恢复出厂设置界面，按下[YES]功能按键确定恢复出厂设置，自主调节的一切参数归零。

系统信息



在功能界面选[i]软件版本号查询项，按下[ENTER]功能按键进入软件版本号查询界面，此项目主要用于后续产品升级参考。

LIVE(舞曲)列表

序号	名称	速度
1	Electro House	132
2	Gangnam Dance	132
3	Pop Dance	122
4	Waka Dance	126
5	Release Dance	128
6	Techno Party	112
7	Club Dance	109
8	Brother House	125
9	Ethno Dance	93
10	Disco House	137

序号	名称	速度
11	Rock Dance	120
12	Disco Hands	135
13	Electronica	120
14	Party Anthem	132
15	Funk Dance	140
16	NUX Dance	128
17	French House	120
18	Garage Dance	130
19	Dream Dance	126
20	88S Dance	138

示范曲列表

序号	曲目
1	Reverie
2	Elfin dance
3	Cuckoo
4	EtudeOp10-10
5	Martha
6	Bumble-bee
7	Etude 740-49
8	Etude 105-8
9	Pearl
10	Swallow
11	Impromptu
12	Spring water
13	March
14	Garrulous
15	Etude 105-2
16	Storm
17	Sonata Dussek
18	Spring song
19	Good-looks
20	Etude 100 No20
21	Op.10 No.5
22	Hesitation
23	OP.25 No.11
24	Etude 105-9
25	Etude 740-35
26	Quick step
27	Nocturne Chopin
28	Etude Butterfly

序号	曲目
29	Ballad
30	Dog Waltz
31	Annoyance
32	Dolly Dream
33	Blue
34	Pastoral
35	Go hunting
36	Etude 105-1
37	Humoresque
38	Quick Dance
39	Forward
40	Farewell waltz
41	Parting Chopin
42	Clear stream
43	Raindrop
44	Melody in F
45	The Aria
46	Moonlight
47	Return
48	Sonata Clementi
49	Etude 105-7
50	Tarantelle
51	Goodbye
52	Etude 105-4
53	Babbler
54	Morning bell
55	Etude 105-3
56	Comfort

序号	曲目
57	Pathetique
58	Etude 109 No.18
59	Op.36 No.6
60	Invention No.1
61	Valse Op64-2
62	Minuet Bach
63	Midnight Dance
64	Gypsies
65	Performer
66	Whisper
67	Maple leaf Rag
68	Polonaise
69	Op.28 No.3
70	Op.28 No.4
71	Op.28 No.8
72	Op.28 No.11
73	Op.28 No.12
74	Op.28 No.14
75	Op.28 No.16
76	Op.28 No.17
77	Op.28 No.18
78	Op.28 No.19
79	Op.28 No.22
80	Op.28 No.23
81	Op.28 No.24
82	Op.72 No.1
83	GreatAdventure
84	Hobgoblin

序号	曲目
85	Op.25 No.1
86	Op.25 No.3
87	Op.25 No.4
88	Op.25 No.11
89	Etude OP36-3
90	Etude OP36-5

音色列表 Piano

序号	音色
001	Grand Piano
002	Standard Piano
003	Bright Piano
004	ConcertHall Piano
005	Emo Piano
006	Jazz Piano
007	Pop Piano
008	Honky Tonk Piano 1
009	Honky Tonk Piano 2
010	Muted Piano
011	Wide Piano

Electric Piano

序号	音色
012	Electric Piano 1
013	Electric Piano 2
014	Electric Piano 3
015	Electric Piano 4
016	Electric Piano 5
017	Electric Piano 80S
018	Creepy Electric Piano
019	Basic Electric Piano 1
020	Basic Electric Piano 2
021	Basic Electric Piano 3
022	Basic Electric Piano 4
023	Basic Electric Piano 5
024	Basic Electric Piano 6
025	Basic Electric Piano 7
026	Basic Electric Piano 8
027	Basic Electric Piano 9
028	Basic Electric Piano 10
029	Basic Electric Piano 11
030	Electric Piano Bell
031	Electric Piano Complex
032	Electric Piano Moonlight
033	Electric Piano Pipe
034	Electric Piano Peculiar

序号	曲目
91	Etude OP36-6
92	Etude OP36-7
93	Etude OP36-9
94	Etude OP36-10
95	Etude OP36-11
96	Etude OP36-12

Organ

序号	音色
035	Accordion 1
036	Accordion 2
037	Accordion 3
038	Hammond
039	Organ 1
040	Organ 2
041	Organ 3
042	Organ 4
043	Organ 5
044	Organ 6
045	Organ 7
046	Organ 8
047	Organ 9
048	Organ 10
049	Organ 11
050	Organ 12
051	Church Organ 1
052	Church Organ 2
053	Church Organ 3
054	Church Organ 4
055	Harmonic
056	Reed Organ

Guitar

序号	音色
057	Nylon String Guitar 1
058	Nylon String Guitar 2
059	Nylon String Guitar 3
060	Nylon String Guitar 4
061	Nylon Guitar 1
062	Nylon Guitar 2
063	Nylon Guitar 3
064	Nylon Guitar 4
065	Nylon Guitar Finger
066	Steel String Guitar 1
067	Steel String Guitar 2
068	Jazz Guitar 1

序号	曲目
97	Etude OP36-13
98	Etude OP36-16
99	Etude OP36-17
100	Etude OP38-02

069	Jazz Guitar 2
070	Jazz Guitar Finger
071	Shimmer Jazz Guitar
072	Clean Guitar 1
073	Clean Guitar 2
074	Clean Guitar 3
075	Clean Guitar 4
076	Clean Guitar 5
077	Acoustic Guitar 1
078	Acoustic Guitar 2
079	Acoustic Guitar 3
080	Acoustic Guitar 4
081	Distortion Guitar 1
082	Distortion Guitar 2
083	Distortion Guitar 3
084	Distortion Guitar 4
085	Distortion Guitar 5
086	Distortion Guitar 6
087	Muted Guitar 1
088	Muted Guitar 2
089	Funk Guitar 1
090	Funk Guitar 2
091	Guitar Slap
092	Hawaii Guitar
093	Guitar Harmonics 1
094	Guitar 1
095	Guitar 2
096	Guitar 3
097	Guitar 4

Bass

序号	音色
098	Acid Bass
099	Bass Slide Down
100	Bass Gliss Up
101	Bass Finger
102	Bass Pick
103	Fretless Bass
104	Synth Bass 1

105	Synth Bass 2
106	Synth Bass 3
107	Synth Bass 4
108	Rude Bass
109	Wide Bass 1
110	Wide Bass 2
111	Wide Bass 3
112	Acid Tube Bass
113	Catchy Bass
114	Punch Bass
115	Disco Bass
116	Bass 1
117	Distortion Bass 1
118	Distortion Bass 2

Strings

序号	音色
119	Violin
120	Viola
121	Cello
122	Cello 1
123	Cello 2
124	Double Bass
125	String Ensemble 1
126	String Ensemble 2
127	String Ensemble 3
128	String Pizzicato
129	Full Action 1
130	Full Action 2
131	Full Action 3
132	Full Action 4

Brass

序号	音色
133	Horn
134	French Horn 1
135	French Horn 2
136	French Horn 3
137	Saxophone 1
138	Tenor Saxophone
139	Soprano Saxophone
140	Bass Saxophone
141	Alto Saxophone 1
142	Alto Saxophone 2
143	Jazz Saxophone
144	Trumpet
145	Trombone
146	Tuba

147	Horns
148	Trumpets
149	Trombones
150	Tubas
151	Brass 1
152	Brass 2
153	Brass 3

Woodwinds

序号	音色
154	Flute 1
155	Flute 2
156	Flutes
157	Piccolo 1
158	Oboe 1
159	Oboes
160	English Horn 1
161	English Horn 2
162	English Horn 3
163	Clarinet 1
164	Clarinet 2
165	Clarinets
166	Bassoon 1
167	Bassoon 2
168	Bassoons

Other Instrument

序号	音色
169	Harp 1
170	Harp 2
171	Harp 3
172	Harp 4
173	Harpsichord 1
174	Harpsichord 2
175	Harpsichord 3
176	Percussion Bass
177	EBanjo
178	Banjo 1
179	Vibe
180	Modern FM
181	Saite
182	GuQin
183	EGuQin
184	Erhu
185	Pipa
186	ChinesePluck
187	Ethno Pluck
188	Feed 1

189	Feed 2
190	Reed 1
191	Reed 2
192	Sitar
193	Shakuhachi 1
194	Shape Bell
195	Dream Bell
196	Clavichord 1
197	Sona&String
198	Castanets
199	Ocarina
200	Bando
201	Synth Keyboard
202	Bottle Blow
203	Vox

Percussion

序号	音色
204	Fushion Drum
205	Timpani
206	Celesta
207	Glockenspiel 1
208	Glockenspiel 2
209	Glockenspiel 3
210	Glockenspiel 4
211	Glockenspiel 5
212	Marimba 1
213	Marimba 2
214	Marimba 3
215	Xylophone
216	Tinkle Bell
217	Darkness Bell
218	Vibraphone 1
219	Vibraphone 2
220	Musical Saw
221	Chimes
222	Bells 1
223	Bells 2
224	Bells 3
225	Glassy Bell
226	Metabell
227	Chinese Drum
228	Gong
229	Taiko Drum
230	Tom Tom
231	Synth Drum
232	Pusher
233	Woodblock

234	Kalimba
-----	---------

Ethnic

序号	音色
235	Mandolin 1
236	Mandolin 2
237	Mouth Organ
238	Long-necked Lute
239	Santur
240	Pan Flute
241	Ancient Flute
242	Bottle Blow
243	Bagpipe
244	Treble Suona

Voices

序号	音色
245	Choir Aahs
246	Vocal Ooh
247	Vocal Doo
248	Choir

Synth

序号	音色
249	Sugar Plum
250	Synth Guitar 1
251	Synth Guitar 2
252	Synth Guitar 3
253	Synth Guitar 4
254	Synth Guitar 5
255	Synth Brass 1
256	Synth Brass 2
257	ECrystal
258	Neon
259	Synth Strings
260	Square
261	Crystal 1
262	Warm 1
263	Warm 2
264	Fantastic
265	Lead 1
266	Bowed
267	Halo
268	Soundtrack
269	Goblins 1
270	Goblins 2
271	Bass+Lead
272	Echoes 1

273	SciFi
274	Dark Ages 1
275	Dark Ages 2
276	Synth Erhu
277	Pad Soft
278	Pad Ahh
279	Pad Retro
280	Pad Vastness 1
281	Pad Vastness 2
282	Pad Happiness 1
283	Pad Happiness 2
284	Pad Darkness
285	Pad Warp
286	Pad Saw Square
287	Pad Twinkle 1
288	Pad Twinkle 2
289	Pad Glitter 1
290	Pad Glitter 2
291	Pad Metal
292	Synth Pluck 1
293	Synth Pluck 2
294	Synth Pluck 3
295	Synth Pluck 4
296	Synth Pluck 5
297	Synth Pluck 6
298	Lead Synth Flute
299	Lead Native Synth
300	Lead Cry
301	Bright 1
302	Bright 2
303	Steel Drums
304	Lead Nek 1
305	Lead Nek 2
306	Lead Psy
307	Lead Slate
308	Lead 1984
309	Lead Basic 1
310	Lead Basic 2
311	Lead Basic 3
312	Lead Basic 4
313	Lead Basic 5
314	Bounce Drive
315	Bounce Nodirve
316	Lead Brass
317	Lead Choir 1
318	Lead Choir 2
319	DarkDancer
320	Deletion

321	Dwarf
322	Glass
323	Glitter
324	Gloomy
325	Highlight
326	Hotly
327	Marginal
328	Motor
329	Filtered Square
330	Space 1
331	Downer 1
332	Noise Riser

FX

序号	音色
333	FX Ice 1
334	FX WaWa
335	FX Change
336	FX Bell Tree
337	FX Riser
338	FX Science
339	FX Bong
340	FX Shooting
341	FX Knock
342	FX Drub
343	FX Birds
344	FX Signal
345	FX Firing
346	FX Bottom 1
347	FX Bottom 2
348	FX Sea
349	FX Bird
350	FX Extended 1
351	FX Extended 2
352	FX Wah Wah
353	FX Ring
354	FX Motor
355	FX Panic
356	FX Speed
357	FX Hit
358	FX Alarm
359	FX Train
360	FX Wind
361	FX Growing
362	FX Phone
363	FX Propeller
364	FX Rain
365	FX Laugh

366	FX Scream
367	FX Voice
368	FX Nervous
369	FX Heel
370	FX Gun 1
371	FX Gun 2
372	FX Gun 3

GM

序号	音色
373	Acoustic Piano
374	Bright Piano
375	Electric piano 1
376	Electric piano 2
377	HonkyTonk Piano
378	Rhodes Piano
379	Harpsichord
380	Clavichord
381	Celesta
382	Glockenspiel
383	Music box
384	Vibraphone
385	Marimba
386	Xylophone
387	Tubular Bells
388	Santur
389	Organ 1
390	Organ 2
391	Organ 3
392	Church Organ
393	Reed Organ
394	Accordion
395	Harmonica
396	Bandoneon
397	Nylon String Guitar
398	Steel String Guitar
399	Jazz guitar
400	Unvoiced Guitar
401	Muffled Guitar
402	Overdrive Guitar
403	Distortion Guitar
404	Guitar Harmonics
405	Acoustic Bass
406	E.Bass Finger
407	E.Bass Pick
408	Fretless Bass
409	Bass Slap 1
410	Bass Slap 2

411	Synth-Bass 1
412	Synth-Bass 2
413	Violin
414	Viola
415	Cello
416	Contrabass
417	Strings Tremolo
418	Strings Pizzicato
419	Harp
420	Timpani
421	String Ensemble
422	Soothing String 1
423	Soothing String 2
424	Synth Strings
425	Choir Aahs
426	Vocal Doo
427	Synth Vocal
428	Orchestra Hit
429	Trumpet
430	Trombone
431	Tuba
432	Mute Trumpet
433	French Horn
434	Brass Section
435	Synth Brass 1
436	Synth Brass 2
437	Soprano Sax.
438	Alto Saxophone
439	Tenor Saxophone
440	Bass Saxophone
441	Oboe
442	English Horn
443	Bassoon
444	Clarinet
445	Piccolo
446	Flute
447	Reed Pipe
448	Pan Flute
449	Bottle Blow
450	Shakuhachi
451	Whistle
452	Ocarina
453	Lead Square
454	Lead Sawtooth
455	Lead 1
456	Lead 2
457	Lead 3
458	Lead Voice

459	Lead Fifths
460	Lead Bass+Lead
461	Lead Dream
462	Pad Warm
463	Pad Polysynth
464	Pad Space
465	Pad Bowed
466	Pad Metallic
467	Pad Halo
468	Pad Sweep
469	FX Ice
470	Fx Soundtrack
471	Fx Crystal
472	Fx Atmosphere
473	Fx Bright
474	Fx Goblins
475	Fx Echoes
476	Fx SciFi
477	Sitar
478	Banjo
479	Shamisen
480	Koto
481	Kalimba
482	Suona
483	Erhu
484	Treble Suona
485	Tinkle Bell
486	Agogo
487	Steel Drums
488	Woodblock
489	Taiko Drum
490	Melodic Tom
491	Synth Drum
492	Reverse Cymbal
493	Guitar Fret Noise
494	Tooting
495	Seashore
496	Bird Tweet
497	Telephone
498	Helicopter
499	Applause
500	Shot

节奏列表

ROCK

序号	节奏
1	Rock
2	Pop Rock
3	Slow Rock
4	70s Rock
5	Folk Rock
6	Soft Rock
7	Old Rock
8	Easy Rock
9	Rock&Roll1
10	Rock&Roll2
11	Rock Shuffle

COUNTRY

序号	节奏
12	Country Pop1
13	Country Pop2
14	8Beat Country
15	Modern Country
16	2-4 Country
17	Country Folk

DISCO

序号	节奏
18	Techno1
19	Techno2
20	House1
21	House2
22	Disco
23	Soft Disco
24	Disco Party
25	70s Disco
26	Club Dance
27	Euro Dance
28	Pop Dance

HIPHOP

序号	节奏
29	Rock Hip-Hop
30	Hip-Hop1
31	Hip-Hop2
32	Hip-Hop Soul
33	Hip-Hop Beat

FUNK

序号	节奏
34	70s Funk
35	Funk1
36	Funk2
37	Classic Funk
38	Electric Funk
39	Groove Funk
40	Rubber Funk
41	Cool Funky
42	Jazz Funk

JAZZ

序号	节奏
43	Big Band Fox
44	Big Band
45	Broadway Band
46	Big Band Mid
47	Swing
48	Gospel Swing
49	Guitar Swing1
50	Guitar Swing2
51	Swing Fox
52	Swing Shuffle
53	Swing Ballad
54	Orch Swing
55	Acid Jazz
56	Latin Jazz1
57	Latin Jazz2
58	Acoustic Jazz
59	Modern Jazz
60	Cool Jazz Bld
61	Gospel
62	Groove
63	Bluegrass1
64	Bluegrass2
65	Dixieland1
66	Dixieland2

OTHER

序号	节奏
67	New Wave
68	Ska
69	New Shuffle
70	Tango1

OTHER

序号	节奏
71	Tango2
72	Matador
73	Twist1
74	Twist2
75	Slow Fox
76	Slow Waltz
77	Salsa
78	Cha Cha1
79	Cha Cha2
80	Beguine1
81	Beguine2
82	Rhumba
83	Samba1
84	Samba2
85	Samba3
86	Jive
87	Fox Trot
88	Down Beat
89	Progressive
90	Rap1
91	Rap2
92	Garage
93	Jay R&B
94	R&B
95	Soul
96	Soul Beat
97	Fusion
98	Ragtime
99	Quick Steps
100	Ctry Shuffle

技术规格

项目	规格
型号:	NUX NEK-100
键盘:	61键半配重键盘
力度:	Light2, Light1, Normal, Hard1, Hard2
音色:	500种
最大复音数:	54
效果与功能:	混响(三种), 双音色, 双键盘, 移调(±12), 八度位移(±1), A4值设置(420-460Hz), 五组用户预设储存
自动伴奏:	100种节奏(自动和弦, 单/多指和弦, 同步启动, A/B模式段落, 前奏/尾奏)
节拍器:	速度范围: 40-240BPM, 9种节拍类型, 四种声音, 敲击测速(Tap Tempo)
弯音轮:	±2个半音
LIVE(舞曲):	20组
示范曲:	100首
显示屏:	TFT LCD 128 × 64DPI
接口:	3.5mm立体声耳机输出接口, 6.35mm立体声音频输出接口, 3.5mm立体声音频输入接口, 单踏板接口, USB MIDI接口, NBT-1蓝牙模块接口(蓝牙音频&蓝牙MIDI)
扬声器功率与尺寸:	5W × 2; 2.2英寸 × 4.9英寸(椭圆形)
电源与电池:	3000mAh 可充电锂电池, DC12V 2A电源接口
体积:	925mm(L) × 252mm(W) × 80mm(H)
重量:	3.1kg
附带品:	电源、说明书、谱架、NBT-1蓝牙模块

*技术规格如有变更恕不另行通知。

故障排除

故障	可能原因/解决方法
当开关电源时, 伴随有噗音产生	这属于正常现象, 请不必担心
当打开电源后, 按下键盘不能发出任何声音	确认主音量控制钮是否设定在适当位置, 或确认在耳机输出接口上是否连接有其它设备, 因而导致内置扬声器系统自动断开
使用延音功能时, 有的音色延音长, 有的则延音短	这属于正常现象, 是由于此琴不同音色的延音已被设定为最佳长度
音量过小	确认主音量控制钮是否设定在合适的位置
当使用移动电话或移动电话靠近时, 琴的喇叭会有噪音现象	移动电话机会带来干扰。为了避免这种噪声, 可以关闭移动电话或是远离本琴使用
当演奏时键盘发出的音高与键盘位置不相符	可能是您打开了双键盘或者移调功能, 此时关掉双键盘或者移调复位为零即可
播放示范曲声音失真或断续	可能是大功率播放时间过长而造成功放过热, 电路自我保护系统启动引起的原因, 此时调小音量或者关闭电源一段时间即可恢复
演奏时有两个音色同时发声	可能是您打开了双音色功能, 此时关掉双音色功能即可
演奏力度与以前不一样	本琴有五种力度: 轻、次轻、正常、次重、重; 可能您选择了不同的力度功能所致, 此时可按照您的需要重新选择力度或者复位
双键盘开启后无反应	请检查八度移调功能是否开启
当产品遇到死机时	请使用回形针按住产品背面的复位键进行复位

质量承诺

亲爱的NUX用户：

在您使用NUX产品时，请仔细参阅产品说明书，当您有疑问和困难时，请拨打售后服务热线：

400-990-9866

- 一周内出现质量问题可退货退款
- 一年内出现质量问题可免费维修
- 一月内出现质量问题可调换
- 终身享有咨询和维修服务

[请向销售商索取正规发票并予以保存]

换修政策

一、包换政策：

- 1、消费者通过正规授权渠道购买的产品，自购机之日起1个月之内，在正常使用情况下出现非人为的产品性能故障、且产品外观及包装保持完好，可向所购机的经销商换机。
- 2、消费者在换机时应出示由经销商开出的购机凭证，否则经销商可以不予更换。

二、保修政策：

- 1、消费者通过正规授权渠道购买的产品(以发票所示销售方为准)，自购买之日起1年内，若出现非人为损坏的性能故障，可享受免费维修服务。
- 2、对于超过1年或人为及不可抗力因素造成损坏的产品，我司可提供有偿维修服务。

*本售后政策仅适用于中国大陆地区，其它国家及地区以当地售后政策及法律法规为准。

售后服务地址

广东省珠海市高新区唐家湾镇科技九路10号 邮编:519080

珠海市蔚科科技开发有限公司 售后服务部

有关产品中所含有害物质限量的说明

为了控制和减少电器电子产品废弃后对环境造成的污染，本资料就本公司产品中所含的特定有害物质限量及其安全性予以说明。

本资料适用于2022年12月31号以后本公司所制造的产品。

环保使用期限



此标志适用于在中国国内销售的电子信息产品，表示环保使用期限的年数。所谓环保使用期限是指在制造日起的规定期限内，产品中所含的有害物质不致引起环境污染，不会对人身、财产造成严重的不良影响。环保使用期限仅在遵照产品使用说明，正确使用产品的条件下才有效。不当的使用，将会导致有害物质泄漏的危险。

产品中所含有害物质限量说明

项目	限量	
	A类	B类
邻苯二甲酸酯类物质的限量	○	○
	○	○
多环芳烃类物质的限量	○	○
	○	○
可迁移元素物质的限量	○	○
	○	○
苯系物、总挥发有机化合物及甲醛物质的限量	○	
五氯苯酚 (PCP) 物质的限量	○	
电子部件限用物质的限量	○	
天然放射性核素的限量	○	

*上表当中的信息依据GB 28489-2022仅在产品含有其中限量要求项目时适用。

本表格依据GB 28489-2022的规定编制。

○表示该有害物质在该部件所有均质材料中的含量均在GB 28489-2022第五章规定的限量要求以下。

保护环境

如果需要废弃本产品，请遵循本地相关指引，请勿随意丢弃或作为生活垃圾处理，以避免对环境造成污染。

合格证 Certificate

检验员
Inspector

名称
Name 电子键盘

生产日期
Date

型号
Type NEK-100

本产品经检验合格
This product is inspected and approved.

执行标准: QB/T1477-2012
Product is certificated with QB/T1477-2012

制造商: 珠海市蔚科科技开发有限公司 生产商: 珠海市蔚科科技开发有限公司
地址: 珠海市高新区唐家湾镇科技九路10号 电话: 0756-3689 866 网址: cn.nuxaudio.com